

# 3


## ALPHA 400 - DIN Wall-Mounted Distribution Boards

3

<b>General data</b>	3/4	Introduction
<b>Unequipped distribution boards (Flat Pack delivery)</b>	3/8	Surface-mounting distribution boards
<b>Unequipped distribution boards (pre-assembled)</b>	3/10 3/14	Surface-mounting distribution boards Flush-mounting distribution boards
<b>Quick-assembly kits for unequipped distribution boards</b>	3/16 3/18	Quick-assembly kits for modular installation devices Combined quick-assembly kits
<b>Assembly kits for unequipped distribution boards</b>	3/20 3/21 3/22 3/23 3/24 3/25 3/26	Longitudinal stays Assembly kits for modular installation devices Assembly kits for horizontal terminal blocks Assembly kits for vertical terminal blocks Assembly kits with mounting plates Assembly kits for unequipped panels Assembly kits for 3NP4 fuse switch disconnectors for support plate mounting
	3/27 3/28	Assembly kits for 3NP4 fuse switch disconnectors for busbar mounting Assembly kits for SENTRON VL/VF circuit-breakers
	3/29	Assembly kits for bus-mounting fuse bases for busbar system mounting
<b>Accessories</b>	3/30 3/32	Unequipped distribution boards Quick-assembly kits and assembly kits



3/1



A user-friendly

Whether at home, in a non-residential building or industrial plant, you sometimes require just that little bit of extra space for equipping and wiring. The modular ALPHA 400 DIN wall-mount-

ed distribution board is the perfect solution. With an installation depth of 210 mm, it enhances our range of distribution boards.

all-in-one solution.

## ALPHA 400 - DIN Wall-Mounted Distribution Boards



■ On top of this, we also deliver this product as a Flat Pack so that you can assemble the kit yourself. ■ Quick-assembly kits, keyhole-fastened components and quick-acting locks make it easier to assemble.

■ On top of this, its modular structure simplifies planning, configuration, calculation and fitting.

# ALPHA 400 - DIN Wall-Mounted Distribution Boards

## General Data

### Introduction

#### Overview



#### System

The modular design of our new Siemens distribution board system is based on our long-term experience in the sector of distribution boards.

With this system, we have placed a special focus on our customers' individual distribution board preferences.

The system comprises unequipped distribution boards for surface-mounting distribution boards in the form of Flat Packs (delivery in single parts for self-assembly), pre-assembled unequipped distribution boards for surface- and flush-mounting distribution boards, cabinet-high quick-assembly kits for especially fast board equipping and wiring, assembly kits for project-related and individual assembly as well as an extensive range of accessories.

#### Enclosure

##### Material:

Electrogalvanized and powder-coated sheet steel.

##### Sheet thickness:

Degree of protection IP43:

corpus 0.75 mm, door 1 mm

Degree of protection IP55:

corpus 1 mm, door 1 mm

##### Color:

RAL 9016 (traffic white). Further RAL colors are available upon request.

#### Quick-assembly kits and assembly kits

The assembly kits are made of sendzimir-galvanized sheet steel and are equipped with molded-plastic covers for a wide range of equipping options, e.g., with switching devices and modular installation devices.

The largest switching devices mountable with the ALPHA 400 - DIN wall-mounted distribution boards is Siemens switching devices with a rated current of up to 400 A.

#### Cabinet dimensions

All dimensions are stated in mm.

Height (internal/external): 600/650, 750/800, 900/950, 1050/1100, 1200/1250, 1350/1400

Width (internal/external): 250/300, 500/550, 750/800, 1000/1050, 1250/1300

Depth (external): 210

Assembly kits in panel-size grid dimensions height x width: 150 x 250

#### Flat Pack

The new delivery option for the ALPHA distribution board product range offered by Siemens is both a new product and an innovation. "Flat Pack" means that the distribution boards are delivered in the form of single parts packaged in cardboard boxes.

The cardboard boxes contain the single parts and brief mounting instructions as well as the mounting accessories.

Only a few manual steps have to be carried out to assemble the individual system components to wall- or floor-mounted distribution boards of degree of protection IP43.

The only tool required for such assembly is one single-size screwdriver.

The advantages involved and thus the customer benefits are obvious: both the delivery volume as well as the storage space are considerably reduced.

As a matter of course, the distribution boards can also be delivered in a pre-assembled form.



#### Benefits

- Flat Pack delivery option (assembly kit for self-assembly, i.e., the quick-assembly kits and assembly kits can be mounted directly onto the platform) or delivery as pre-assembled unequipped distribution board
- Easy planning thanks to modular design
- Ample wiring space behind the standard mounting rail
- Comprehensive range of cabinet-high and frequently applied quick-assembly kits and assembly kits for individual and project-related assembly
- Eased assembly thanks to keyhole-fastened components and modules with quick-acting locks
- Short mounting times thanks to quick-assembly kits
- System design acc. to DIN, EN and VDE regulations
- Robust sheet-steel enclosure
- Degree of protection: Surface mounting design: IP43 with door, IP55 with door; Flush mounting design: IP31 with door and integrated masking frame
- Safety class 1 (protective conductor connection) and safety class 2 (total insulation)
- High-quality surface finish: cabinets made of electrogalvanized and powder-coated sheet steel, system components made of sendzimir-galvanized sheet steel, galvanized and transparently chromated small components and screws
- Doors can be hinged on the right or left
- Door opening angle of 170°
- Replaceable locking systems (accessories)
- Transparent doors in Giugiaro design (accessories)
- Panel cover with sealable 90° quick-release locks
- Environmentally-compatible and recyclable plastics.

# ALPHA 400 - DIN Wall-Mounted Distribution Boards

## General Data

### Introduction

3

#### Application

The ALPHA 400 - DIN wall-mounted distribution boards are used for all applications for which the ALPHA 160 - DIN wall-mounted distribution boards do not provide sufficient equipping or wiring space, e.g. in residential, administrative, non-residential, commercial and industrial buildings.

With a mounting depth of 210 mm, it ideally supplements the Siemens distribution board product ranges.

The distribution board and its components are modularly constructed.

With just a few standard components, a wide range of project-related mounting and equipping options can be realized.

The ALPHA 400 - DIN wall-mounted distribution board range comprises wall-mounted cabinets with up to 9 modular installation devices with 12 MW per mounting width (250 mm) each. The

standard mounting rail tier spacing is 125 mm or 150 mm. A total of 5 cabinet mounting widths are available, each with an internal dimension of 250 mm.

The cabinets can be supplied in safety class 1 (protective conductor connection) and safety class 2 (total insulation). The standard degree of protection for surface-mounting distribution boards is IP43 and IP55. The standard degree of protection for flush-mounting distribution boards is IP31. The rated current is 400 A.

The boards' modular design facilitates easy planning, configuration, calculation, ordering and mounting.

Cabinet-high quick-assembly kits or assembly kits which only require a one-size screwdriver for assembly are available for all mountable switching devices and modular installation devices.

#### Design

##### Platform concept

A further innovation regarding the ALPHA distribution board product range is the "platform concept" which means that all supporting build-in components are mounted directly onto the platform (rear plate).

The covering parts (side plates, roofing plates, base plates and doors) are either assembled immediately or at a later point in time, irrespective of the assembly kits. The fact that the quick-assembly kits and assembly kits can be equipped and wired with modular installation devices is an additional advantage.

The completely wired assembly kits can then be placed on the platform and secured to the rear plate with a quick-acting lug. In addition, the quick-assembly kits or assembly kits can optionally be secured with a screw, which is included in delivery. The encl-

sure covering parts such as top and base plate as well as side plates are then mounted.

The available wiring space can be optimally utilized as the rear plates of the modular installation devices can be manually accessed from all four sides.

A further advantage of the platform concept is that the covering parts cannot be scratched or damaged when the distribution boards are wired.

During the mounting phase, the platform can optionally be mounted with or without the covering parts and doors. The completely equipped and wired assembly kits or quick-assembly kits are then simply click-fastened onto the platform or into the pre-assembled unequipped distribution board.



The completely equipped and wired quick-assembly kits or assembly kits are mounted directly onto the platform (rear plate).

The panel covers can now be mounted.

The covering parts such as top, base and side plates are then mounted.

# ALPHA 400 - DIN Wall-Mounted Distribution Boards

## General Data

### Introduction

### Technical specifications

<b>Overvoltage category</b>		III
<b>Rated impulse withstand voltage <math>U_{imp}</math></b>	kV	6
<b>Clearance and creepage distances</b>		DIN VDE 0110
<b>Rated insulation voltage <math>U_i</math></b>	V	690
<b>Rated operational voltage <math>U_e</math></b>	V AC/DC	690
<b>Rated voltage <math>U_n</math> (40 Hz to 60 Hz AC)</b>	V	690 for built-in devices
<b>Rated current</b>	A	up to 400
<b>Rated peak short-circuit current <math>I_{pk}</math></b>	kA	up to 61.3 (3-pole) <sup>2)</sup> , conduction interval of 30 ms
<b>Rated short-time current <math>I_{cw}</math></b>	kA	20, conduction interval of 1 s
<b>Protective measures</b>		Safety class 1 (protective conductor connection) Safety class 2 (total insulation)
<b>Number of conductors within the busbar run</b>		4/5
<b>Degree of protection acc. to EN 60529</b>		Surface mounting design: IP43 with door, IP55 with door Flush mounting design: IP31 with door and integrated masking frame
<b>Mounting rail tier spacing per standard mounting rail tier</b>	mm	125/150
<b>Modular width (MW)</b>		18 mm, 12 MW + 1 mountable MW
<b>Degree of pollution</b>		3
<b>Ambient temperature</b>	°C	35 (24-h average value)
<b>Relative air humidity</b>	%	50 at 40 °C
<b>Test specifications</b>		Acc. to EN 60439-1/3 (VDE 0660 Part 500/504), DIN VDE 0603-1
<b>Enclosure</b>		Sheet steel
<b>Mounting dimensions</b>		DIN 43870
<b>Surface</b>		Electrogalvanized and powder-coated
<b>Color</b>	Enclosure <sup>1)</sup> Covers	RAL 9016 (traffic white) RAL 7035 (light gray)
<b>Locking system</b>		Rotary handle which may be replaced by other locking systems upon request
<b>Packing material</b>		Shock-proof, environmentally-compatible

1) Further RAL colors are available upon request.

2) Busbar support distance: 400 mm,  
Cu busbars: 30 mm x 10 mm.

# ALPHA 400 - DIN Wall-Mounted Distribution Boards

## General Data

Introduction

3

### Technical specifications

#### Dimensions of cabinets and wall recessed boxes

Surface-mounting distribution boards (external dimensions)		Flush-mounting distribution boards with integrated masking frame (external dimensions)		Recess dimensions for wall recessed boxes	
Depth 210 mm		Depth 210 mm		Depth 215 mm	
Height	Width	Height	Width	Height	Width
mm	mm	mm	mm	mm	mm
<b>650</b>	300 550 800 1050 1300	–	–	–	–
<b>800</b>	300 550 800 1050 1300	858	358 608 858 1108 1358	860	360 610 860 1110 1360
<b>950</b>	300 550 800 1050 1300	1008	358 608 858 1108 1358	1010	360 610 860 1110 1360
<b>1100</b>	300 550 800 1050 1300	1158	358 608 858 1108 1358	1160	360 610 860 1110 1360
<b>1250</b>	300 550 800 1050 1300	1308	358 608 858 1108 1358	1310	360 610 860 1110 1360
<b>1400</b>	300 550 800 1050 1300	1458	358 608 858 1108 1358	1460	360 610 860 1110 1360

# ALPHA 400 - DIN Wall-Mounted Distribution Boards Unequipped Distribution Boards (Flat Pack Delivery)







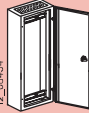











## 8GK1 surface-mounting distribution boards

### Benefits

- Flat Pack: cabinet assembly kit for self-assembly; the cabinet-high quick-assembly kits and the assembly kits can be mounted directly onto the platform of this cabinet assembly kit
- Cabinet depth: 210 mm
- **Degree of protection: IP43**
- Safety class 1 (protective conductor connection) and safety class 2 (total insulation)

- Color: RAL 9016 (traffic white)
- Unassembled enclosure with unassembled enclosed door <sup>1)</sup> and rotary handle, which can be replaced by other locking systems
- Flanges: 1-component flange at the bottom incoming side, 2-component flange at the top outgoing side

### Selection and ordering data

Cabinet (internal/external dimensions)		Safety class 1			Safety class 2		
Height mm	Width mm	Order No.	Price	PS*/P. unit	Order No.	Price	PS*/P. unit
		PG 039	1 item	Items	PG 039	1 item	Items
 12_004653	600/650	250/300		<b>8GK1 102-2KK12</b>	1	<b>8GK1 112-2KK12</b>	1
		500/550		<b>8GK1 102-2KK22</b>	1	<b>8GK1 112-2KK22</b>	1
		750/800		<b>8GK1 102-2KK32</b>	1	<b>8GK1 112-2KK32</b>	1
		1000/1050		<b>8GK1 102-2KK42</b>	1	<b>8GK1 112-2KK42</b>	1
		1250/1300		<b>8GK1 102-2KK52</b>	1	<b>8GK1 112-2KK52</b>	1
 12_004654	750/800	250/300		<b>8GK1 102-3KK12</b>	1	<b>8GK1 112-3KK12</b>	1
		500/550		<b>8GK1 102-3KK22</b>	1	<b>8GK1 112-3KK22</b>	1
		750/800		<b>8GK1 102-3KK32</b>	1	<b>8GK1 112-3KK32</b>	1
		1000/1050		<b>8GK1 102-3KK42</b>	1	<b>8GK1 112-3KK42</b>	1
		1250/1300		<b>8GK1 102-3KK52</b>	1	<b>8GK1 112-3KK52</b>	1
 12_004655	900/950	250/300		<b>8GK1 102-4KK12</b>	1	<b>8GK1 112-4KK12</b>	1
		500/550		<b>8GK1 102-4KK22</b>	1	<b>8GK1 112-4KK22</b>	1
		750/800		<b>8GK1 102-4KK32</b>	1	<b>8GK1 112-4KK32</b>	1
		1000/1050		<b>8GK1 102-4KK42</b>	1	<b>8GK1 112-4KK42</b>	1
		1250/1300		<b>8GK1 102-4KK52</b>	1	<b>8GK1 112-4KK52</b>	1

For quick-assembly kits and assembly kits, please refer to pages 3/16 to 3/29.

For accessories, please refer to page 3/31 ff.

1) Cabinets with a width of 750 mm/800 mm or more will be delivered with a double door.




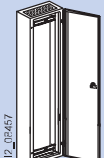
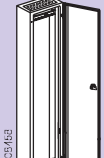
# ALPHA 400 - DIN Wall-Mounted Distribution Boards Unequipped Distribution Boards (Flat Pack Delivery)

## 8GK1 surface-mounting distribution boards

### Overview

- Flat Pack: cabinet assembly kit for self-assembly; the cabinet-high quick-assembly kits and the assembly kits can be mounted directly onto the platform of this cabinet assembly kit
- Cabinet depth: 210 mm
- **Degree of protection: IP43**
- Safety class 1 (protective conductor connection) and safety class 2 (total insulation)
- Color: RAL 9016 (traffic white)
- Unassembled enclosure with unassembled enclosed door<sup>1)</sup> and rotary handle, which can be replaced by other locking systems
- Flanges: 1-component flange at the bottom incoming side, 2-component flange at the top outgoing side

### Selection and ordering data

Cabinet (internal/external dimensions)		Safety class 1			Safety class 2		
Height mm	Width mm	Order No.	Price	PS*/ P. unit	Order No.	Price	PS*/ P. unit
		PG 039	1 item	Items	PG 039	1 item	Items
 12_08H456	250/300	<b>8GK1 102-5KK12</b>		1	<b>8GK1 112-5KK12</b>		1
	500/550	<b>8GK1 102-5KK22</b>		1	<b>8GK1 112-5KK22</b>		1
	750/800	<b>8GK1 102-5KK32</b>		1	<b>8GK1 112-5KK32</b>		1
	1000/1050	<b>8GK1 102-5KK42</b>		1	<b>8GK1 112-5KK42</b>		1
	1250/1300	<b>8GK1 102-5KK52</b>		1	<b>8GK1 112-5KK52</b>		1
 12_08H467	250/300	<b>8GK1 102-6KK12</b>		1	<b>8GK1 112-6KK12</b>		1
	500/550	<b>8GK1 102-6KK22</b>		1	<b>8GK1 112-6KK22</b>		1
	750/800	<b>8GK1 102-6KK32</b>		1	<b>8GK1 112-6KK32</b>		1
	1000/1050	<b>8GK1 102-6KK42</b>		1	<b>8GK1 112-6KK42</b>		1
	1250/1300	<b>8GK1 102-6KK52</b>		1	<b>8GK1 112-6KK52</b>		1
 12_08H468	250/300	<b>8GK1 102-7KK12</b>		1	<b>8GK1 112-7KK12</b>		1
	500/550	<b>8GK1 102-7KK22</b>		1	<b>8GK1 112-7KK22</b>		1
	750/800	<b>8GK1 102-7KK32</b>		1	<b>8GK1 112-7KK32</b>		1
	1000/1050	<b>8GK1 102-7KK42</b>		1	<b>8GK1 112-7KK42</b>		1
	1250/1300	<b>8GK1 102-7KK52</b>		1	<b>8GK1 112-7KK52</b>		1

For quick-assembly kits and assembly kits, please refer to pages 3/16 to 3/29.

For accessories, please refer to page 3/31 ff.

1) Cabinets with a width of 750 mm/800 mm or more will be delivered with a double door.













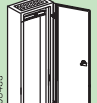





# ALPHA 400 - DIN Wall-Mounted Distribution Boards Unequipped Distribution Boards (Pre-Assembled)

## 8GK1 surface-mounting distribution boards

### Overview

- Cabinet depth: 210 mm
- **Degree of protection: IP43**
- Safety class 1 (protective conductor connection) and safety class 2 (total insulation)
- Color: RAL 9016 (traffic white)
- Enclosure pre-assembled with door <sup>1)</sup> and rotary handle which can be replaced by other locking systems
- Flanges: 1-component flange at the bottom incoming side, 2-component flange at the top outgoing side

### Selection and ordering data

Cabinet (internal/external dimensions)		Safety class 1			Safety class 2		
Height mm	Width mm	Order No.	Price	PS*/P. unit	Order No.	Price	PS*/P. unit
		PG 039	1 item	Items	PG 039	1 item	Items
 IP_08463	250/300		<b>8GK1 122-2KK12</b>	1	<b>8GK1 132-2KK12</b>	1	
	500/550		<b>8GK1 122-2KK22</b>	1	<b>8GK1 132-2KK22</b>	1	
	750/800		<b>8GK1 122-2KK32</b>	1	<b>8GK1 132-2KK32</b>	1	
	1000/1050		<b>8GK1 122-2KK42</b>	1	<b>8GK1 132-2KK42</b>	1	
	1250/1300		<b>8GK1 122-2KK52</b>	1	<b>8GK1 132-2KK52</b>	1	
 IP_08464	250/300		<b>8GK1 122-3KK12</b>	1	<b>8GK1 132-3KK12</b>	1	
	500/550		<b>8GK1 122-3KK22</b>	1	<b>8GK1 132-3KK22</b>	1	
	750/800		<b>8GK1 122-3KK32</b>	1	<b>8GK1 132-3KK32</b>	1	
	1000/1050		<b>8GK1 122-3KK42</b>	1	<b>8GK1 132-3KK42</b>	1	
	1250/1300		<b>8GK1 122-3KK52</b>	1	<b>8GK1 132-3KK52</b>	1	
 IP_08465	250/300		<b>8GK1 122-4KK12</b>	1	<b>8GK1 132-4KK12</b>	1	
	500/550		<b>8GK1 122-4KK22</b>	1	<b>8GK1 132-4KK22</b>	1	
	750/800		<b>8GK1 122-4KK32</b>	1	<b>8GK1 132-4KK32</b>	1	
	1000/1050		<b>8GK1 122-4KK42</b>	1	<b>8GK1 132-4KK42</b>	1	
	1250/1300		<b>8GK1 122-4KK52</b>	1	<b>8GK1 132-4KK52</b>	1	

For quick-assembly kits and assembly kits, please refer to pages 3/16 to 3/29.

For accessories, please refer to page 3/31 ff.

1) Cabinets with a width of 750 mm/800 mm or more will be delivered with a double door.







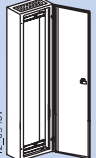





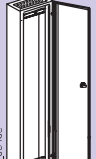





# ALPHA 400 - DIN Wall-Mounted Distribution Boards Unequipped Distribution Boards (Pre-Assembled)

## 8GK1 surface-mounting distribution boards

### Overview

- Cabinet depth: 210 mm
- **Degree of protection: IP43**
- Safety class 1 (protective conductor connection) and safety class 2 (total insulation)
- Color: RAL 9016 (traffic white)
- Enclosure pre-assembled with door <sup>1)</sup> and rotary handle which can be replaced by other locking systems
- Flanges: 1-component flange at the bottom incoming side, 2-component flange at the top outgoing side

### Selection and ordering data

Cabinet (internal/external dimensions)			Safety class 1		PS*/ P. unit	Safety class 2		PS*/ P. unit
Height mm	Width mm		Order No.	Price	Items	Order No.	Price	Items
			PG 039	1 item		PG 039	1 item	
 12_084466	250/300		<b>8GK1 122-5KK12</b>		1	<b>8GK1 132-5KK12</b>		1
	500/550		<b>8GK1 122-5KK22</b>		1	<b>8GK1 132-5KK22</b>		1
	750/800		<b>8GK1 122-5KK32</b>		1	<b>8GK1 132-5KK32</b>		1
	1000/1050		<b>8GK1 122-5KK42</b>		1	<b>8GK1 132-5KK42</b>		1
	1250/1300		<b>8GK1 122-5KK52</b>		1	<b>8GK1 132-5KK52</b>		1
 12_09467	250/300		<b>8GK1 122-6KK12</b>		1	<b>8GK1 132-6KK12</b>		1
	500/550		<b>8GK1 122-6KK22</b>		1	<b>8GK1 132-6KK22</b>		1
	750/800		<b>8GK1 122-6KK32</b>		1	<b>8GK1 132-6KK32</b>		1
	1000/1050		<b>8GK1 122-6KK42</b>		1	<b>8GK1 132-6KK42</b>		1
	1250/1300		<b>8GK1 122-6KK52</b>		1	<b>8GK1 132-6KK52</b>		1
 12_084462	250/300		<b>8GK1 122-7KK12</b>		1	<b>8GK1 132-7KK12</b>		1
	500/550		<b>8GK1 122-7KK22</b>		1	<b>8GK1 132-7KK22</b>		1
	750/800		<b>8GK1 122-7KK32</b>		1	<b>8GK1 132-7KK32</b>		1
	1000/1050		<b>8GK1 122-7KK42</b>		1	<b>8GK1 132-7KK42</b>		1
	1250/1300		<b>8GK1 122-7KK52</b>		1	<b>8GK1 132-7KK52</b>		1

For quick-assembly kits and assembly kits, please refer to pages 3/16 to 3/29.

For accessories, please refer to page 3/31 ff.

1) Cabinets with a width of 750 mm/800 mm or more will be delivered with a double door.

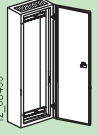





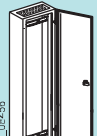





# ALPHA 400 - DIN Wall-Mounted Distribution Boards Unequipped Distribution Boards (Pre-Assembled)

## 8GK1 surface-mounting distribution boards

### Overview

- Cabinet depth: 210 mm
- **Degree of protection: IP55**
- Safety class 1 (protective conductor connection) and safety class 2 (total insulation)
- Color: RAL 9016 (traffic white)
- Enclosure pre-assembled with door <sup>1)</sup> and rotary handle which can be replaced by other locking systems
- Flanges: one 2-component flange each at the incoming/outgoing side

### Selection and ordering data

Cabinet (internal/external dimensions)		Safety class 1			Safety class 2		
Height mm	Width mm	Order No.	Price	PS*/P. unit	Order No.	Price	PS*/P. unit
		PG 039	1 item	Items	PG 039	1 item	Items
 12_006455	250/300		<b>8GK1 123-4KK12</b>	1	<b>8GK1 133-4KK12</b>	1	
	500/550		<b>8GK1 123-4KK22</b>	1	<b>8GK1 133-4KK22</b>	1	
	750/800		<b>8GK1 123-4KK32</b>	1	<b>8GK1 133-4KK32</b>	1	
	1000/1050		<b>8GK1 123-4KK42</b>	1	<b>8GK1 133-4KK42</b>	1	
	1250/1300		<b>8GK1 123-4KK52</b>	1	<b>8GK1 133-4KK52</b>	1	
 12_006456	250/300		<b>8GK1 123-5KK12</b>	1	<b>8GK1 133-5KK12</b>	1	
	500/550		<b>8GK1 123-5KK22</b>	1	<b>8GK1 133-5KK22</b>	1	
	750/800		<b>8GK1 123-5KK32</b>	1	<b>8GK1 133-5KK32</b>	1	
	1000/1050		<b>8GK1 123-5KK42</b>	1	<b>8GK1 133-5KK42</b>	1	
	1250/1300		<b>8GK1 123-5KK52</b>	1	<b>8GK1 133-5KK52</b>	1	

For quick-assembly kits and assembly kits, please refer to pages 3/16 to 3/29.  
For accessories, please refer to page 3/31 ff.

1) Cabinets with a width of 750 mm/800 mm or more will be delivered with a double door.

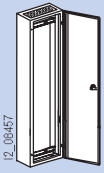









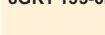










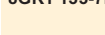
# ALPHA 400 - DIN Wall-Mounted Distribution Boards Unequipped Distribution Boards (Pre-Assembled)

## 8GK1 surface-mounting distribution boards

### Overview

- Cabinet depth: 210 mm
- **Degree of protection: IP55**
- Safety class 1 (protective conductor connection) and safety class 2 (total insulation)
- Color: RAL 9016 (traffic white)
- Enclosure pre-assembled with door <sup>1)</sup> and rotary handle which can be replaced by other locking systems
- Flanges: one 2-component flange each at the incoming/outgoing side

### Selection and ordering data

Cabinet (internal/external dimensions)		Safety class 1			Safety class 2		
Height mm	Width mm	Order No.	Price	PS*/ P. unit	Order No.	Price	PS*/ P. unit
		PG 039	1 item	Items	PG 039	1 item	Items
 1200/1250	250/300	 <b>8GK1 123-6KK12</b>		1	 <b>8GK1 133-6KK12</b>		1
	500/550	 <b>8GK1 123-6KK22</b>		1	 <b>8GK1 133-6KK22</b>		1
	750/800	 <b>8GK1 123-6KK32</b>		1	 <b>8GK1 133-6KK32</b>		1
	1000/1050	 <b>8GK1 123-6KK42</b>		1	 <b>8GK1 133-6KK42</b>		1
	1250/1300	 <b>8GK1 123-6KK52</b>		1	 <b>8GK1 133-6KK52</b>		1
 1350/1400	250/300	 <b>8GK1 123-7KK12</b>		1	 <b>8GK1 133-7KK12</b>		1
	500/550	 <b>8GK1 123-7KK22</b>		1	 <b>8GK1 133-7KK22</b>		1
	750/800	 <b>8GK1 123-7KK32</b>		1	 <b>8GK1 133-7KK32</b>		1
	1000/1050	 <b>8GK1 123-7KK42</b>		1	 <b>8GK1 133-7KK42</b>		1
	1250/1300	 <b>8GK1 123-7KK52</b>		1	 <b>8GK1 133-7KK52</b>		1

For quick-assembly kits and assembly kits, please refer to pages 3/16 to 3/29.  
For accessories, please refer to page 3/31 ff.

1) Cabinets with a width of 750 mm/800 mm or more will be delivered with a double door.

# ALPHA 400 - DIN Wall-Mounted Distribution Boards Unequipped Distribution Boards (Pre-Assembled)

## 8GK1 flush-mounting distribution boards


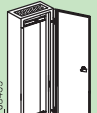
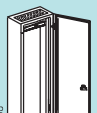
### Overview

- Cabinet depth: 210 mm
- **Degree of protection: IP31** (flush mounting design comes with an integrated masking frame)
- Safety class 1 (protective conductor connection) and safety class 2 (total insulation)
- Color: RAL 9016 (traffic white)
- Enclosure pre-assembled with door <sup>1)</sup> and rotary handle which can be replaced by other locking systems
- Flanges: one 2-component flange each at the incoming/outgoing side

#### Note:

With flush-mounted distribution boards, the wall anchors are included in the scope of delivery.

### Selection and ordering data

Cabinet (internal/external dimensions)		Safety class 1			Safety class 2		
Height mm	Width mm	Order No.	Price	PS*/ P. unit	Order No.	Price	PS*/ P. unit
		PG 039	1 item	Items	PG 039	1 item	Items
 12_00464	250/300	<b>8GK1 121-3KK12</b>		1	<b>8GK1 131-3KK12</b>		1
	500/550	<b>8GK1 121-3KK22</b>		1	<b>8GK1 131-3KK22</b>		1
	750/800	<b>8GK1 121-3KK32</b>		1	<b>8GK1 131-3KK32</b>		1
	1000/1050	<b>8GK1 121-3KK42</b>		1	<b>8GK1 131-3KK42</b>		1
	1250/1300	<b>8GK1 121-3KK52</b>		1	<b>8GK1 131-3KK52</b>		1
 12_00465	250/300	<b>8GK1 121-4KK12</b>		1	<b>8GK1 131-4KK12</b>		1
	500/550	<b>8GK1 121-4KK22</b>		1	<b>8GK1 131-4KK22</b>		1
	750/800	<b>8GK1 121-4KK32</b>		1	<b>8GK1 131-4KK32</b>		1
	1000/1050	<b>8GK1 121-4KK42</b>		1	<b>8GK1 131-4KK42</b>		1
	1250/1300	<b>8GK1 121-4KK52</b>		1	<b>8GK1 131-4KK52</b>		1
 12_00466	250/300	<b>8GK1 121-5KK12</b>		1	<b>8GK1 131-5KK12</b>		1
	500/550	<b>8GK1 121-5KK22</b>		1	<b>8GK1 131-5KK22</b>		1
	750/800	<b>8GK1 121-5KK32</b>		1	<b>8GK1 131-5KK32</b>		1
	1000/1050	<b>8GK1 121-5KK42</b>		1	<b>8GK1 131-5KK42</b>		1
	1250/1300	<b>8GK1 121-5KK52</b>		1	<b>8GK1 131-5KK52</b>		1

For quick-assembly kits and assembly kits, please refer to pages 3/16 to 3/29.

For accessories, please refer to page 3/30 ff.

1) Cabinets with a width of 750 mm/800 mm or more will be delivered with a double door.

# ALPHA 400 - DIN Wall-Mounted Distribution Boards Unequipped Distribution Boards (Pre-Assembled)

## 8GK1 flush-mounting distribution boards

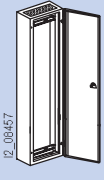
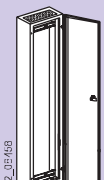
### Overview

- Cabinet depth: 210 mm
- **Degree of protection: IP31** (flush mounting design comes with an integrated masking frame)
- Safety class 1 (protective conductor connection) and safety class 2 (total insulation)
- Color: RAL 9016 (traffic white)
- Enclosure pre-assembled with door <sup>1)</sup> and rotary handle which can be replaced by other locking systems
- Flanges: one 2-component flange each at the incoming/outgoing side

*Note:*

*With flush-mounted distribution boards, the wall anchors are included in the scope of delivery.*

### Selection and ordering data

Cabinet (internal/external dimensions)		Safety class 1			Safety class 2		
Height	Width	Order No.	Price	PS*/P. unit	Order No.	Price	PS*/P. unit
mm	mm	PG 039	1 item	Items	PG 039	1 item	Items
<b>1200/1250</b> 	250/300	<b>8GK1 121-6KK12</b>		1	<b>8GK1 131-6KK12</b>		1
	500/550	<b>8GK1 121-6KK22</b>		1	<b>8GK1 131-6KK22</b>		1
	750/800	<b>8GK1 121-6KK32</b>		1	<b>8GK1 131-6KK32</b>		1
	1000/1050	<b>8GK1 121-6KK42</b>		1	<b>8GK1 131-6KK42</b>		1
	1250/1300	<b>8GK1 121-6KK52</b>		1	<b>8GK1 131-6KK52</b>		1
<b>1350/1400</b> 	250/300	<b>8GK1 121-7KK12</b>		1	<b>8GK1 131-7KK12</b>		1
	500/550	<b>8GK1 121-7KK22</b>		1	<b>8GK1 131-7KK22</b>		1
	750/800	<b>8GK1 121-7KK32</b>		1	<b>8GK1 131-7KK32</b>		1
	1000/1050	<b>8GK1 121-7KK42</b>		1	<b>8GK1 131-7KK42</b>		1
	1250/1300	<b>8GK1 121-7KK52</b>		1	<b>8GK1 131-7KK52</b>		1

For quick-assembly kits and assembly kits, please refer to pages 3/16 to 3/29.

For accessories, please refer to page 3/30 ff.

1) Cabinets with a width of 750 mm/800 mm or more will be delivered with a double door.

# ALPHA 400 - DIN Wall-Mounted Distribution Boards

## Quick-Assembly Kits for Unequipped Distribution Boards




### 8GK4 quick-assembly kits for modular installation devices

#### Overview

- Quick-assembly kits are pre-assembled, cabinet-high system components for the most common application requirements. Such kits already include the longitudinal stays and

can be snapped into the unequipped distribution boards of the respective mounting height.

#### Selection and ordering data

Quick-assembly kits (external dimensions)		Rows/MW	125 mm tier spacing with N/PE bar			150 mm tier spacing without N/PE bar		
Height mm	Width mm		Order No. PG 039	Price 1 item	PS*/P. unit Items	Order No. PG 039	Price 1 item	PS*/P. unit Items
600	250		4/48	<b>8GK4 001-4KK11</b>	1	–		
	500		8/96	<b>8GK4 001-4KK22</b>	1	–		
750	250		5/60	<b>8GK4 001-5KK11</b>	1	–		
	500		10/120	<b>8GK4 001-5KK22</b>	1	–		
900	250		6/72	<b>8GK4 001-6KK11</b>	1	<b>8GK4 051-6KK11</b>		1
	500		12/144	<b>8GK4 001-6KK22</b>	1	<b>8GK4 101-6KK22</b>		1

The quick-assembly kits with a width of 250 mm are equipped with 7.5 mm standard mounting rails.  
The quick-assembly kits with a width of 500 mm are equipped with 15 mm standard mounting rails.

For accessories, please refer to page 3/33 ff.



# ALPHA 400 - DIN Wall-Mounted Distribution Boards

## Quick-Assembly Kits for Unequipped Distribution Boards

8GK4 quick-assembly kits  
for modular installation devices

### Overview

- Quick-assembly kits are pre-assembled, cabinet-high system components for the most common application requirements. Such kits already include the longitudinal stays and

can be snapped into the unequipped distribution boards of the respective mounting height.

### Selection and ordering data

Quick-assembly kits (external dimensions)		Rows/MW	125 mm tier spacing with N/PE bar			150 mm tier spacing without N/PE bar		
Height mm	Width mm		Order No. PG 039	Price 1 item	PS*/ P. unit Items	Order No. PG 039	Price 1 item	PS*/ P. unit Items
1050	250	7/84	<b>8GK4 001-7KK11</b>		1	<b>8GK4 051-7KK11</b>		1
	500	14/168	<b>8GK4 001-7KK22</b>		1	<b>8GK4 101-7KK22</b>		1
1200	250	8/96	<b>8GK4 001-8KK12</b>		1	<b>8GK4 101-8KK12</b>		1
	500	16/192	<b>8GK4 001-8KK22</b>		1	<b>8GK4 101-8KK22</b>		1
1350	250	9/108	<b>8GK4 002-8KK12</b>		1	<b>8GK4 102-8KK12</b>		1
	500	18/216	<b>8GK4 002-8KK22</b>		1	<b>8GK4 102-8KK22</b>		1

The quick-assembly kits with a width of 250 mm are equipped with 7.5 mm standard mounting rails.

The quick-assembly kits with a width of 500 mm are equipped with 15 mm standard mounting rails.

For accessories, please refer to page 3/33 ff.

\* You can order this quantity or a multiple thereof.

# ALPHA 400 - DIN Wall-Mounted Distribution Boards

## Quick-Assembly Kits for Unequipped Distribution Boards





### 8GK4 combined quick-assembly kits

#### Overview

- Terminal compartment height: 300 mm
- Quick-assembly kits are pre-assembled, cabinet-high system components for the most common application requirements. Such kits already include the longitudinal stays and

can be snapped into the unequipped distribution boards of the respective mounting height.

#### Selection and ordering data

Quick-assembly kits (external dimensions)			150 mm tier spacing without N/PE bar	PS*/ P. unit
Height mm	Width mm		Order No.	Price
			PG 039	1 item
				Items
<b>for terminal blocks, modular installation devices and 3NP40 70 fuse switch disconnectors</b>				
900	250		<b>8GK4 103-6KK12</b>	1
1050	250		<b>8GK4 103-7KK12</b>	1
1200	250		<b>8GK4 103-8KK12</b>	1
1350	250		<b>8GK4 104-8KK12</b>	1

The quick-assembly kits with a width of 250 mm are equipped with 7.5 mm standard mounting rails.  
For accessories, please refer to page 3/33 ff.

# ALPHA 400 - DIN Wall-Mounted Distribution Boards

## Quick-Assembly Kits for Unequipped Distribution Boards









### 8GK4 combined quick-assembly kits

#### Overview

- Terminal compartment height: 300 mm
- Quick-assembly kits are pre-assembled, cabinet-high system components for the most common application requirements. Such kits already include the longitudinal stays and

can be snapped into the unequipped distribution boards of the respective mounting height.

#### Selection and ordering data

Quick-assembly kits (external dimensions)		150 mm tier spacing without N/PE bar	PS*/ P. unit		
Height mm	Width mm			Order No. PG 039	Price 1 item
<b>for terminal blocks, modular installation devices and unequipped panels</b>					
900	250		<b>8GK4 105-6KK12</b>		1
	500		<b>8GK4 105-6KK22</b>		1
1050	250		<b>8GK4 105-7KK12</b>		1
	500		<b>8GK4 105-7KK22</b>		1
1200	250		<b>8GK4 105-8KK12</b>		1
	500		<b>8GK4 105-8KK22</b>		1
1350	250		<b>8GK4 106-8KK12</b>		1
	500		<b>8GK4 106-8KK22</b>		1

The quick-assembly kits with a width of 250 mm are equipped with 7.5 mm standard mounting rails.

The quick-assembly kits with a width of 500 mm are equipped with 15 mm standard mounting rails.

For accessories, please refer to page 3/33 ff.


\* You can order this quantity or a multiple thereof.

# ALPHA 400 - DIN Wall-Mounted Distribution Boards Assembly Kits for Unequipped Distribution Boards

## 8GK4 longitudinal stays

### Selection and ordering data

Height	Order No.	Price	PS*/ P. unit
mm	PG 039	1 set	Items
For installation of the mounting kits in the unequipped distribution boards, 2 longitudinal stays are required per mounting kit width (1 set = 2 items)			
600	8GK4 851-4KK00		1 set
750	8GK4 851-5KK00		1 set
900	8GK4 851-6KK00		1 set
1050	8GK4 851-7KK00		1 set
1200	8GK4 851-8KK00		1 set
1350	8GK4 852-8KK00		1 set



# ALPHA 400 - DIN Wall-Mounted Distribution Boards

## Assembly Kits for Unequipped Distribution Boards

8GK4 assembly kits  
for modular installation devices

### Overview





- Assembly kits for individual and project-related assembly, comprising: equipment racks, front cover for unequipped panels including supports, screws and mounting accessories
- Assembly kit dimensions (in mm):  
height: 150, 300, 450, 600  
width: 250, 500, 750  
panel-size grid dimensions H x W: 150 x 250

- The front cover for unequipped panels is sealable as a standard and facilitates a fast and reliable fixation to the supports thanks to its quick-acting locking technique

*Note:*

*For mounting the assembly kits into the unequipped distribution boards, 2 longitudinal stays per assembly kit are required. These longitudinal stays must be ordered separately (see page 3/20).*

### Selection and ordering data

Assembly kits (external dimensions)		Rows/ MW	125 mm tier spacing without N/PE bar			PS*/ P. unit Items	150 mm tier spacing without N/PE bar			PS*/ P. unit Items
Height mm	Width mm		Order No. PG 039	Price 1 item			Order No. PG 039	Price 1 item		
150	250		1/12	–			<b>8GK4 351-1KK12</b>		1	
	500		1/24	–			<b>8GK4 351-1KK22</b>		1	
	750		1/36	–			<b>8GK4 351-1KK32</b>		1	
300	250		2/24	<b>8GK4 301-2KK12</b>		1	<b>8GK4 351-2KK12</b>		1	
	500		2/48	<b>8GK4 301-2KK22</b>		1	<b>8GK4 351-2KK22</b>		1	
	750		2/72	–			<b>8GK4 351-2KK32</b>		1	
450	250		3/36	<b>8GK4 301-3KK12</b>		1	<b>8GK4 351-3KK12</b>		1	
	500		3/72	<b>8GK4 301-3KK22</b>		1	<b>8GK4 351-3KK22</b>		1	
	750		3/108	–			<b>8GK4 351-3KK32</b>		1	
600	250		4/48	<b>8GK4 301-4KK12</b>		1	<b>8GK4 351-4KK12</b>		1	
	500		4/96	<b>8GK4 301-4KK22</b>		1	<b>8GK4 351-4KK22</b>		1	
	750		4/144	–			<b>8GK4 351-4KK32</b>		1	

The mounting kits with a width of 250 mm are equipped with 7.5 mm standard mounting rails.  
The mounting kits with a width of 500 mm/750 mm are equipped with 15 mm standard mounting rails.  
For accessories, please refer to page 3/33 ff.

\* You can order this quantity or a multiple thereof.

# ALPHA 400 - DIN Wall-Mounted Distribution Boards Assembly Kits for Unequipped Distribution Boards

## 8GK4 assembly kits for horizontal terminal blocks

### Overview





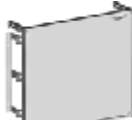
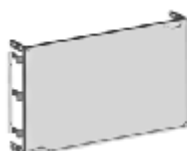
- Assembly kits for individual and project-related assembly, comprising: equipment racks, front cover for unequipped panels including supports, screws and mounting accessories
- Assembly kit dimensions (in mm):  
height: 150, 300, 450, 600  
width: 250, 500, 750  
panel-size grid dimensions H x W: 150 x 250

- The front cover for unequipped panels is sealable as a standard and facilitates a fast and reliable fixation to the supports thanks to its quick-acting locking technique

#### Note:

*For mounting the assembly kits into the unequipped distribution boards, 2 longitudinal stays per assembly kit are required. These longitudinal stays must be ordered separately (see page 3/20).*

### Selection and ordering data

Assembly kits (external dimensions)		Order No.	Price	PS*/ P. unit
Height mm	Width mm	PG 039	1 item	Items
Terminal blocks of staged and insulated design with closed front cover for unequipped panels				
150	250		<b>8GK4 401-1KK12</b>	1
300	250		<b>8GK4 401-2KK12</b>	1
	500		<b>8GK4 401-2KK22</b>	1
	750		<b>8GK4 401-2KK32</b>	1
450	500		<b>8GK4 401-3KK22</b>	1
	750		<b>8GK4 401-3KK32</b>	1

For accessories, please refer to page 3/33 ff.

# ALPHA 400 - DIN Wall-Mounted Distribution Boards

## Assembly Kits for Unequipped Distribution Boards

8GK4 assembly kits  
for vertical terminal blocks

3

### Overview




- Assembly kits for individual and project-related assembly, comprising: equipment racks, front cover for unequipped panels including supports, screws and mounting accessories
- Assembly kit dimensions (in mm):  
height: 300, 450, 600  
width: 250, 500, 750  
panel-size grid dimensions H x W: 150 x 250

- The front cover for unequipped panels is sealable as a standard and facilitates a fast and reliable fixation to the supports thanks to its quick-acting locking technique

*Note:*

*For mounting the assembly kits into the unequipped distribution boards, 2 longitudinal stays per assembly kit are required. These longitudinal stays must be ordered separately (see page 3/20).*

### Selection and ordering data

Assembly kits (external dimensions)		Order No.	Price	PS*/ P. unit
Height mm	Width mm	PG 039	1 item	Items
Terminal blocks of insulated design with closed front cover for unequipped panels				
300	250		<b>8GK4 402-2KK12</b>	1
	500		<b>8GK4 402-2KK22</b>	1
	750		<b>8GK4 402-2KK32</b>	1
450	250		<b>8GK4 402-3KK12</b>	1
	500		<b>8GK4 402-3KK22</b>	1
	750		<b>8GK4 402-3KK32</b>	1
600	250		<b>8GK4 402-4KK12</b>	1
	500		<b>8GK4 402-4KK22</b>	1
	750		<b>8GK4 402-4KK32</b>	1

For accessories, please refer to page 3/33 ff.

\* You can order this quantity or a multiple thereof.

Siemens ET A1 · 2005

3/23

# ALPHA 400 - DIN Wall-Mounted Distribution Boards

## Assembly Kits for Unequipped Distribution Boards

### 8GK4 assembly kits with mounting plates

#### Overview

- Assembly kits for individual and project-related assembly, comprising: mounting plate, front cover for unequipped panels including supports, mounting brackets (depth-adjustable), screws and mounting accessories
- Assembly kit dimensions (in mm):  
height: 300, 450, 600  
width: 250, 500, 750  
panel-size grid dimensions H × W: 150 × 250
- The front cover for unequipped panels is sealable as a standard and facilitates a fast and reliable fixation to the supports thanks to its quick-acting locking technique

#### Note:

For mounting the assembly kits into the unequipped distribution boards, 2 longitudinal stays per assembly kit are required. These longitudinal stays must be ordered separately (see page 3/20).

If the mounting plate is fitted so that it extends over several panel widths, no longitudinal stay can be placed in the middle.

#### Selection and ordering data

Assembly kits (external dimensions)		Order No.	Price	PS*/P. unit
Height mm	Width mm	PG 039	1 item	Items
with closed front cover for unequipped panels				
300	250	<b>8GK4 451-2KK12</b>		1
	500	<b>8GK4 451-2KK22</b>		1
	750	<b>8GK4 451-2KK32</b>		1
450	250	<b>8GK4 451-3KK12</b>		1
	500	<b>8GK4 451-3KK22</b>		1
	750	<b>8GK4 451-3KK32</b>		1
600	250	<b>8GK4 451-4KK12</b>		1
	500	<b>8GK4 451-4KK22</b>		1
	750	<b>8GK4 451-4KK32</b>		1

For accessories, please refer to page 3/33 ff.



# ALPHA 400 - DIN Wall-Mounted Distribution Boards

## Assembly Kits for Unequipped Distribution Boards

8GK4 assembly kits  
for unequipped panels















### Overview

- Assembly kits for individual and project-related assembly, comprising: front cover for unequipped panels including supports, screws and mounting accessories
- Assembly kit dimensions (in mm):  
height: 75, 150, 300, 450, 600  
width: 250, 500, 750  
panel-size grid dimensions H x W: 150 x 250
- The front cover for unequipped panels is sealable as a standard and facilitates a fast and reliable fixation to the supports thanks to its quick-acting locking technique

*Note:*

*For mounting the assembly kits into the unequipped distribution boards, 2 longitudinal stays per assembly kit are required. These longitudinal stays must be ordered separately (see page 3/20).*

### Selection and ordering data

Assembly kits (external dimensions)			Order No.	Price	PS*/ P. unit
Height mm	Width mm		PG 039	1 item	Items
75	250		<b>8GK4 501-0KK12</b>		1
	500		<b>8GK4 501-0KK22</b>		1
150	250		<b>8GK4 501-1KK12</b>		1
	500		<b>8GK4 501-1KK22</b>		1
	750		<b>8GK4 501-1KK32</b>		1
300	250		<b>8GK4 501-2KK12</b>		1
	500		<b>8GK4 501-2KK22</b>		1
	750		<b>8GK4 501-2KK32</b>		1
450	250		<b>8GK4 501-3KK12</b>		1
	500		<b>8GK4 501-3KK22</b>		1
	750		<b>8GK4 501-3KK32</b>		1
600	250		<b>8GK4 501-4KK12</b>		1
	500		<b>8GK4 501-4KK22</b>		1
	750		<b>8GK4 501-4KK32</b>		1

For accessories, please refer to page 3/33 ff.

\* You can order this quantity or a multiple thereof.

# ALPHA 400 - DIN Wall-Mounted Distribution Boards

## Assembly Kits for Unequipped Distribution Boards

### 8GK4 assembly kits for 3NP4 fuse switch disconnectors for support plate mounting






#### Overview

- Assembly kits for individual and project-related assembly, comprising: support plate, front cover for unequipped panels including supports, screws and mounting accessories
- Assembly kit dimensions (in mm):  
height: 300, 450  
width: 250  
panel-size grid dimensions H × W: 150 × 250
- The front cover for unequipped panels is sealable as a standard and facilitates a fast and reliable fixation to the supports thanks to its quick-acting locking technique

#### Note:

For mounting the assembly kits into the unequipped distribution boards, 2 longitudinal stays per assembly kit are required. These longitudinal stays must be ordered separately (see page 3/20).

#### Selection and ordering data

Assembly kits (external dimensions)		Order No.	Price	PS*/ P. unit
Height mm	Width mm	PG 039	1 item	Items
Fixing plate with matching cover and molded-plastic cover				
up to 160 A for NH000 LV HRC fuse switch disconnectors				
300	250	 1 × 3NP40 10	<b>8GK4 551-2KK12</b>	1
		2 × 3NP40 10	<b>8GK4 552-2KK12</b>	1
450	250	 4 × 3NP40 10	<b>8GK4 553-3KK12</b>	1
up to 160 A for NH00 LV HRC fuse switch disconnectors				
300	250	 1 × 3NP40 70	<b>8GK4 554-2KK12</b>	1
		2 × 3NP40 70	<b>8GK4 555-2KK12</b>	1
up to 250 A for NH1 LV HRC fuse switch disconnectors				
450	250	 1 × 3NP42 70	<b>8GK4 556-3KK12</b>	1
up to 400 A for NH02 LV HRC fuse switch disconnectors				
450	250	 1 × 3NP43 70	<b>8GK4 557-3KK12</b>	1

For accessories, please refer to page 3/33 ff.

# ALPHA 400 - DIN Wall-Mounted Distribution Boards Assembly Kits for Unequipped Distribution Boards

**8GK4 assembly kits for 3NP4 fuse switch disconnectors for busbar mounting**

## Overview




- Assembly kits for individual and project-related assembly, comprising: front cover for unequipped panels including supports, screws and mounting accessories
- Assembly kit dimensions (in mm):  
height: 300, 450  
width: 250  
panel-size grid dimensions H x W: 150 x 250
- The front cover for unequipped panels is sealable as a standard and facilitates a fast and reliable fixation to the supports thanks to its quick-acting locking technique

*Note:*

*For mounting the assembly kits into the unequipped distribution boards, 2 longitudinal stays per assembly kit are required. These longitudinal stays must be ordered separately (see page 3/20).*

***The Cu busbar and the busbar supports must be ordered separately (see page 3/32).***

## Selection and ordering data

Assembly kits (external dimensions)		Order No.	Price	PS*/ P. unit
Height mm	Width mm	PG 039	1 item	Items
Busbar center-to-center clearance of 40 mm/60 mm, with matching cover and molded-plastic cover				
up to 160 A for NH000 LV HRC fuse switch disconnectors				
300	250	 1 x 3NP40 15/3NP40 16	<b>8GK4 651-2KK12</b>	1
		2 x 3NP40 15/3NP40 16	<b>8GK4 652-2KK12</b>	1
up to 160 A for NH00 LV HRC fuse switch disconnectors				
450	250	 1 x 3NP40 75/3NP40 76	<b>8GK4 653-3KK12</b>	1
		2 x 3NP40 75/3NP40 76	<b>8GK4 654-3KK12</b>	1
up to 250 A for NH1 LV HRC fuse switch disconnectors				
450	250	 1 x 3NP42 75/3NP42 76	<b>8GK4 655-3KK12</b>	1

For accessories, please refer to page 3/33 ff.

\* You can order this quantity or a multiple thereof.

# ALPHA 400 - DIN Wall-Mounted Distribution Boards Assembly Kits for Unequipped Distribution Boards

## 8GK4/8GE3 assembly kits for SENTRON VL/VF circuit-breakers






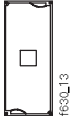
### Overview

- Assembly kits for individual and project-related assembly, comprising: support plate, front cover for unequipped panels including supports, screws and mounting accessories
- Assembly kit dimensions (in mm):  
height: 300, 450, 600  
width: 250  
panel-size grid dimensions H x W: 150 x 250
- The front cover for unequipped panels is sealable as a standard and facilitates a fast and reliable fixation to the supports thanks to its quick-acting locking technique

### Note:

For mounting the assembly kits into the unequipped distribution boards, 2 longitudinal stays per assembly kit are required. These longitudinal stays must be ordered separately (see page 3/20).

### Selection and ordering data

Assembly kits (external dimensions)				Order No.	Price	PS*/ P. unit
Height mm	Width mm			PG 039	1 item	Items
3- and 4-pole for SENTRON VL circuit-breakers						
450	250		1 x VL160X, 1 x VL160, 1 x VL250	<b>8GK4 701-3KK12</b>		1
600	250		1 x VL400	<b>8GK4 702-4KK12</b>		1
3- and 4-pole for SENTRON VF circuit-breakers <span style="color: red; font-weight: bold;">NEW</span>						
300	250		1 x 3VF2, 2 x 3VF2	PG 042 <b>8GE3 712-1</b>	1 set	1 set
			1 x 3VF3, 2 x 3VF3	<b>8GE3 710-7</b>	1 set	1 set
450	250		1 x 3VF4, 2 x 3VF4	<b>8GE3 711-0</b>	1 set	1 set
			1 x 3VF5,	<b>8GE3 711-2</b>	1 set	1 set

For accessories, please refer to page 3/33 ff.

# ALPHA 400 - DIN Wall-Mounted Distribution Boards Assembly Kits for Unequipped Distribution Boards

8GK4 assembly kits for bus-mounting fuse bases for busbar system mounting

## Overview



- Assembly kits for individual and project-related assembly, comprising: front cover for unequipped panels including supports, busbar supports for bus-mounting fuse bases, screws and mounting accessories
- Assembly kit dimensions (in mm):  
height: 300, 450  
width: 250  
panel-size grid dimensions H x W: 150 x 250
- The front cover for unequipped panels is sealable as a standard and facilitates a fast and reliable fixation to the supports thanks to its quick-acting locking technique

### Note:

For mounting the assembly kits into the unequipped distribution boards, 2 longitudinal stays per assembly kit are required. These longitudinal stays must be ordered separately (see page 3/20).

**The Cu busbar must be ordered separately (see page 3/32).**

## Selection and ordering data

Assembly kits (external dimensions)			Order No.	Price	PS*/ P. unit
Height mm	Width mm		PG 039	1 item	Items
3-pole, busbar center-to-center clearance of 60 mm					
300	250	 7 x NEOZED D02	<b>8GK4 801-2KK12</b>		1
450	250	 7 x NEOZED D02	<b>8GK4 801-3KK12</b>		1

For accessories, please refer to page 3/33 ff.

\* You can order this quantity or a multiple thereof.

# ALPHA 400 - DIN Wall-Mounted Distribution Boards

## Accessories

### Unequipped distribution boards

#### Selection and ordering data

Cabinet (external dimensions)		Order No.	Price	PS*/ P. unit
<b>Height</b> mm	Width mm	PG 039	1 item	Items

#### Transparent doors (Giugiaro design) for surface-mounting distribution boards <sup>1)</sup>

Degree of protection: IP43; color: RAL 9016 (traffic white).  
The standard-delivery sheet-steel doors can be replaced by these doors.  
For cabinets with a width of 800 mm or more, the transparent doors will be delivered as a double door.



650	300	8GK9 501-4KK10	1
	550	8GK9 501-4KK20	1
	800	8GK9 501-4KK30	1
	1050	8GK9 501-4KK40	1
	1300	8GK9 501-4KK50	1
800	300	8GK9 501-5KK10	1
	550	8GK9 501-5KK20	1
	800	8GK9 501-5KK30	1
	1050	8GK9 501-5KK40	1
	1300	8GK9 501-5KK50	1
950	300	8GK9 501-6KK10	1
	550	8GK9 501-6KK20	1
	800	8GK9 501-6KK30	1
	1050	8GK9 501-6KK40	1
	1300	8GK9 501-6KK50	1
1100	300	8GK9 501-7KK10	1
	550	8GK9 501-7KK20	1
	800	8GK9 501-7KK30	1
	1050	8GK9 501-7KK40	1
	1300	8GK9 501-7KK50	1
1250	300	8GK9 501-8KK10	1
	550	8GK9 501-8KK20	1
	800	8GK9 501-8KK30	1
	1050	8GK9 501-8KK40	1
	1300	8GK9 501-8KK50	1
1400	300	8GK9 502-8KK10	1
	550	8GK9 502-8KK20	1
	800	8GK9 502-8KK30	1
	1050	8GK9 502-8KK40	1
	1300	8GK9 502-8KK50	1

1) Transparent doors for flush-mounting distribution boards  
(color: RAL 9016 traffic white), further degrees of protection and colors  
are available upon request.

# ALPHA 400 - DIN Wall-Mounted Distribution Boards

## Accessories

### Unequipped distribution boards

3

#### Selection and ordering data

	Height	Length	Order No.	Price	PS*/ P. unit
	mm	mm	PG 039	1 item	Items
 <p><b>Wall mounting rails</b> for all wall-mounted distribution boards The distribution board can be hung precisely in very little time by only one person.</p>	250		<b>8GK9 912-0KK10</b>		1
	500		<b>8GK9 912-0KK20</b>		1
	750		<b>8GK9 912-0KK30</b>		1
	1000		<b>8GK9 912-0KK40</b>		1
	1250		<b>8GK9 912-0KK50</b>		1
 <p><b>Locking systems</b> <small>NEW</small> <b>Standard locking device</b> made of plastic, black, with rotary handle for wall-mounted distribution board with degree of protection IP43 not retrofittable for other locking devices for metric screw connections</p>  <p><b>Retrofit kit</b> for standard locking device to degree of protection IP55</p>  <p><b>Rotary handle locking device</b> for wall-mounted distribution boards with degree of protection IP43/IP55 with mounting option for a profile semicylinder (length 40 mm), suitable for E012 lock or Senat tumbler, black</p>  <p><b>Profile semicylinder</b> with E012 lock and key</p>  <p>with Senat tumbler</p>  <p>with 3-mm pin as two-bit lock</p>			<b>8GK9 560-0KK04</b>		1
			<b>8GK9 560-0KK05</b>		1 set
			<b>8GK9 560-0KK06</b>		1
			<b>8GK9 560-0KK07</b>		1
			<b>8GK9 560-0KK08</b>		1
			<b>8GK9 560-0KK10</b>		1
 <p><b>Flanges</b> for fast and proper wiring <u>1-component flange (degree of protection: IP43)</u> for incoming-side cable entry, comprising 11 possible knockouts, max. Ø of 50.5 mm, made of plastic</p>  <p><u>2-component flange (degree of protection: IP55)</u> for outgoing-side cable entry, comprising 44 possible knockouts, consisting of two elastic components</p>  <p><u>Flange plate (sheet steel)</u> for metric screw connections Degree of protection: IP43</p> <p>Degree of protection: IP55</p>			<b>8GK9 100-0KK00</b>		1
			<b>8GK9 100-0KK01</b>		1
			<b>8GK9 100-0KK02</b>		1 set
			<b>8GK9 100-0KK03</b>		1 set
 <p><b>Circuit diagram pockets</b> DIN A3, made of sheet steel, depth 10 mm</p> <p>DIN A4, transparent sleeve</p>			<b>8GK9 910-0KK22</b>		1
			<b>8GK9 910-0KK23</b>		1
 <p><b>Siemens nameplate</b> made of aluminum, self-adhesive, color: petrol</p>			PG 042 <b>8GD9 084</b>		1
	 <p><b>Mounting plate for telecommunication units</b> made of perforated steel plate, with insert nuts and quick-locking technology, with 1 set of captive nuts size M5 width: 250 mm</p>			PG 043	
900			<b>8GS4 016-1</b>		1
1050			<b>8GS4 016-2</b>		1
1200			<b>8GS4 016-3</b>		1
1350			<b>8GS4 016-4</b>		1
 <p><b>Captive nuts for perforated plates</b> M6 (1 set = 10 items) M5 (1 set = 10 items) M4 (1 set = 10 items)</p>			PG 038 <b>8GK9 920-0KK21</b>		1 set
			<b>8GK9 920-0KK22</b>		1 set
			<b>8GK9 920-0KK23</b>		1 set

\* You can order this quantity or a multiple thereof.

Siemens ET A1 · 2005








3/31

# ALPHA 400 - DIN Wall-Mounted Distribution Boards

## Accessories

### Quick-assembly kits and assembly kits

#### Selection and ordering data

	Height	Length	Order No.	Price	PS*/ P. unit
	mm	mm	PG 039	1 item	Items
<b>Busbar supports</b> with matching support plate					
<b>5-pole</b> , for direct mounting on longitudinal stays					
	300		<b>8GK9 651-0KK00</b>		1
<b>Busbar center-to-center clearance: 40 mm</b> for Cu busbars of 12 x 5 (10) mm and for mounting 3NP fuse switch disconnectors					
	450		<b>8GK9 671-0KK00</b>		1
<b>Busbar center-to-center clearance: 60 mm</b> for Cu busbars of 12 x 5 (10) mm 20 x 5 (10) mm, 30 x 5 (10) mm					
<b>3-pole</b>					
	300		<b>8GK9 711-0KK00</b>		1
<b>Busbar center-to-center clearance: 60 mm</b> for Cu busbars of 12 x 5 (10) mm 20 x 5 (10) mm, 30 x 5 (10) mm					
	300		<b>8GK9 711-0KK00</b>		1
	300		<b>8GK9 711-0KK01</b>		1
<b>Cu busbars</b>					
Cu cross-section of 12 x 5 mm, rated current of 250 A					
		250	<b>8GK9 731-0KK10</b>		1
		500	<b>8GK9 731-0KK20</b>		1
		750	<b>8GK9 731-0KK30</b>		1
		1000	<b>8GK9 731-0KK40</b>		1
		1250	<b>8GK9 731-0KK50</b>		1
Cu cross-section of 20 x 5 mm, rated current of 320 A					
		250	<b>8GK9 733-0KK10</b>		1
		500	<b>8GK9 733-0KK20</b>		1
		750	<b>8GK9 733-0KK30</b>		1
		1000	<b>8GK9 733-0KK40</b>		1
		1250	<b>8GK9 733-0KK50</b>		1
Cu cross-section of 30 x 5 mm, rated current of 450 A					
		250	<b>8GK9 735-0KK10</b>		1
		500	<b>8GK9 735-0KK20</b>		1
		750	<b>8GK9 735-0KK30</b>		1
		1000	<b>8GK9 735-0KK40</b>		1
		1250	<b>8GK9 735-0KK50</b>		1
			<b>8GK9 910-0KK30</b>		1 set
<b>Supports for front covers for unequipped panels</b> long design, made of plastic (1 set = 4 items)					
		250	<b>8GK9 910-0KK10</b>		1
<b>N/PE bar</b> for mounting on longitudinal stays, with 2 x 29 clamping points, 16 mm <sup>2</sup>					
		250	<b>8GK9 910-0KK11</b>		1
<b>N/PE bar as plug-in terminal</b>  each with 6 screw connectors from 2.5 to 16 mm <sup>2</sup> and 21 plug-type connectors from 1.5 to 4 mm <sup>2</sup> for mounting on longitudinal stays inclined at 30 degrees					
		250	<b>8GK9 910-0KK12</b>		1
each with 6 screw connectors from 2.5 to 16 mm <sup>2</sup> and 21 plug-type connectors from 1.5 to 4 mm <sup>2</sup> for the PE bar, and an N-N bar each with 2 screw connectors from 2.5 to 16 mm <sup>2</sup> and each with 10 plug-type connectors from 1.5 to 4 mm <sup>2</sup> for mounting on longitudinal stays inclined at 30 degrees					








# ALPHA 400 - DIN Wall-Mounted Distribution Boards

## Accessories

Quick-assembly kits and assembly kits

3

### Selection and ordering data

	Cutout	Height	Width	Order No.	Price	PS*/ P. unit
		mm	mm	PG 039	1 item	Items
<b>Terminal blocks for circular conductors</b>						
	Conductor cross-section (mm <sup>2</sup> )			PG 103		
	Busbar thickness of 5 mm	1.5 ... 16		<b>8US19 21-2AA00</b>		100
		1.5 ... 35		<b>8US19 21-2AB00</b>		50
		16 ... 70		<b>8US19 21-2AD00</b>		50
		16 ... 120		<b>8US19 21-2AC00</b>		50
	Busbar thickness of 10 mm	1.5 ... 16		<b>8US19 21-2BA00</b>		100
		1.5 ... 35		<b>8US19 21-2BB00</b>		50
	16 ... 70		<b>8US19 21-2BD00</b>		50	
	16 ... 120		<b>8US19 21-2BC00</b>		50	
<b>Replacement door hinges</b>						
	for wall-/floor-mounted distribution boards (1 set = 2 items)			PG 038		
				<b>8GK9 920-0KK24</b>		1 set
<b>Partitions</b>						
	for the optical and spatial separation of various potentials, made of plastic, for 210 mm mounting depth	vertical	<b>600</b>	<b>8GK9 101-4KK01</b>		1
		<b>750</b>	<b>8GK9 101-5KK01</b>		1	
		<b>900</b>	<b>8GK9 101-6KK01</b>		1	
		<b>1050</b>	<b>8GK9 101-7KK01</b>		1	
		<b>1200</b>	<b>8GK9 101-8KK01</b>		1	
		<b>1350</b>	<b>8GK9 102-8KK01</b>		1	
			horizontal		250	<b>8GK9 103-0KK10</b>
	500			<b>8GK9 103-0KK20</b>		1
	750			<b>8GK9 103-0KK30</b>		1
<b>Cabinet-high mounting plates</b>						
	with fixing screws, made of sendzimir-galvanized sheet steel, for mounting on longitudinal stays, no covers possible, not depth-adjustable	600	250	<b>8GK9 531-4KK10</b>		1
			500	<b>8GK9 531-4KK20</b>		1
		750	250	<b>8GK9 531-5KK10</b>		1
			500	<b>8GK9 531-5KK20</b>		1
		900	250	<b>8GK9 531-6KK10</b>		1
			500	<b>8GK9 531-6KK20</b>		1
		1050	250	<b>8GK9 531-7KK10</b>		1
			500	<b>8GK9 531-7KK20</b>		1
		1200	250	<b>8GK9 531-8KK10</b>		1
			500	<b>8GK9 531-8KK20</b>		1
1350	250	<b>8GK9 532-8KK10</b>		1		
	500	<b>8GK9 532-8KK20</b>		1		

\* You can order this quantity or a multiple thereof.


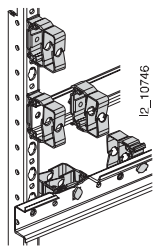


Siemens ET A1 · 2005

3/33

# ALPHA 400 - DIN Wall-Mounted Distribution Boards Accessories

## Quick-assembly kits and assembly kits

### Selection and ordering data

	Cutout	Width	Order No.	Price	PS*/ P. unit
		mm	PG 039	1 item	Items
 <p><b>Blanking strips</b> color RAL 7035 (light gray) for 12 MW (1 MW = 18 mm)</p> <p>Length 1 m without pressure-relief joint to cut to length</p>			<b>8GK9 910-0KK00</b>		1
			<b>8GK9 910-0KK01</b>		1
			<b>8GK9 920-0KK31</b>		1
<p><b>Connecting kit, IP43/IP55</b> for side-by-side mounting of cabinets screws, washers, nuts and 10 m sealing strip roll</p>					
 <p><b>Cable holder</b> for standard mounting rail (1 set = 10 items)</p>			<b>8GK9 910-1KK80</b>		1 set
 <p><b>ALPHA assembly tool</b>  for supports short and long model, with ergonomic handle</p>			<b>8GK9 910-0KK27</b>		1