

2

ALPHA 160 - DIN Wall-Mounted Distribution Boards

2

General data

2/4

Introduction

Partially equipped distribution boards

2/6

Surface- and flush-mounting distribu-
tion boards with quick-assembly kits
for modular installation devices

Unequipped distribution boards

2/7

Surface- and flush-mounting
distribution boards

Quick-assembly kits for unequipped distribution boards

2/8

Quick-assembly kits
for modular installation devices

Assembly kits for unequipped distribution boards

2/9

Longitudinal stays

2/10

Assembly kits for modular
installation devices

2/11

Assembly kits for horizontal terminal
blocks

2/12

Assembly kits with mounting plates

2/13

Assembly kits for unequipped panels

2/14

Assembly kits for
3NP40 fuse switch disconnectors

Accessories

2/15

Unequipped and partially equipped
distribution boards

2/16

Quick-assembly kits and
assembly kits



2/1

A man in a red jacket and glasses is seen from the side, looking out from under a large concrete bridge. The scene is set at sunset, with a vibrant orange and red sky transitioning into a deep blue. The bridge's structure is dark and silhouetted against the bright sky. Light trails from a road below the bridge are visible in the distance.

Reach your goal faster.

If the space provided by a small distribution board for configuration or wiring is no longer sufficient, we have the alternative: with its extra-flat design and installation depth of 140 mm, the ALPHA 160 DIN wall-mounted distribution board enhances

our range of distribution boards.

A big advantage here is that the distribution boards and components have a modular structure.

With well-designed power distribution.

2

ALPHA 160 - DIN Wall-Mounted Distribution Boards



Which means that a wide range of project-related installation and configuration options are available with just a few standard components. Its transparent structure simplifies planning, configuration, calculation, ordering and mounting.

The modular structure is supported by quick-assembly kits, keyhole-fastened components and quick-acting locks. It couldn't be easier!

ALPHA 160 - DIN Wall-Mounted Distribution Boards

General Data

Introduction

Overview

System

The modular design of our new Siemens distribution board system is based on our long-term experience in the sector of distribution boards.

With this system, we have placed a special focus on our customers' individual distribution board preferences.

The system comprises unequipped distribution boards, partially equipped distribution boards with cabinet-high quick-assembly kits, cabinet-high quick-assembly kits for modular installation devices for especially fast board equipping and wiring, assembly kits for project-related and individual assembly as well as an extensive range of accessories.

Enclosures

Material:

Electrogalvanized and powder-coated sheet steel.

Sheet thickness:

corpus 0.75 mm, door 1 mm

Color:

RAL 9016 (traffic white).

Further RAL colors are available upon request.

Quick-assembly kits and assembly kits

The assembly kits are made of sendzimir-galvanized sheet steel and are equipped with molded-plastic covers for a wide range of equipping options, e.g., with switching devices and modular installation devices.

The largest switching devices mountable with the ALPHA 160 - DIN wall-mounted distribution boards are the 3NP40 10 and 3NP40 70 fuse switch disconnectors of size LV HRC 000 and LV HRC 00 with a rated current of up to 160 A.

Cabinet dimensions

All dimensions are stated in mm.

Height (internal/external):

450/500, 600/650, 750/800, 900/950, 1050/1100

Width (internal/external):

250/300, 500/550, 750/800, 1000/1050

Depth (external): 140

Assembly kits in panel-size grid dimensions

height x width: 150 x 250

Benefits

- Easy planning thanks to modular design
- Ample wiring space behind the standard mounting rail
- Comprehensive range of cabinet-high and frequently applied quick-assembly kits and assembly kits for individual and project-related assembly
- Eased assembly thanks to keyhole-fastened components and modules with quick-acting locks
- Short mounting times thanks to quick-assembly kits
- System design acc. to DIN, EN and VDE regulations
- Robust sheet steel enclosure
- Degree of protection:
 - Surface mounting design:
 - IP43 with door;
 - Flush mounting design:
 - IP31 with door and integrated masking frame
- Safety class 2 (total insulation)
- High-quality surface finish: cabinets made of electrogalvanized and powder-coated sheet steel, system components made of sendzimir-galvanized sheet steel, galvanized and transparently chromated small components and screws
- Doors can be hinged on the right or left
- Door opening angle of 170°
- Replaceable locking systems (accessories)
- Transparent doors in Giugiaro design (accessories)
- Panel cover with sealable 90° quick-release locks
- Environmentally-compatible and recyclable plastics.

Application

ALPHA 160 - DIN wall-mounted distribution boards are used for all applications for which a small distribution board does not provide sufficient equipping or wiring space, e.g. in residential, administrative, non-residential, commercial and industrial buildings.

With its extremely flat design (depth of 140 mm), it ideally supplements the Siemens distribution board product ranges.

The distribution board and its components are modularly constructed.

With just a few standard components, a wide range of project-related mounting and equipping options can be realized.

The ALPHA 160 - DIN wall-mounted distribution board range comprises wall-mounted cabinets with up to 7 modular installation devices with 12 MW per mounting width (250 mm) each. The standard mounting rail tier spacing is 125 mm or 150 mm. A total of 4 cabinet mounting widths are available, each with an internal dimension of 250 mm.

The cabinets can be supplied in safety class 2 (total insulation). The standard degree of protection for flush-mounting distribution boards is IP43. The standard degree of protection for surface-mounting distribution boards is IP31. The rated current is 160 A. The boards' modular design facilitates easy planning, configuration, calculation, ordering and mounting.

Cabinet-high quick-assembly kits or assembly kits which only require a one-size screwdriver for assembly are available for all mountable switching devices and modular installation devices.



ALPHA 160 - DIN Wall-Mounted Distribution Boards

General Data

Introduction

2

Technical specifications

Overvoltage category		III
Rated impulse withstand voltage U_{imp}	kV	6
Clearance and creepage distances		DIN VDE 0110
Rated insulation voltage U_i	V	690
Rated operational voltage U_e	V AC/DC	690
Rated voltage U_n (40 Hz to 60 Hz AC)	V	690 for built-in devices
Rated current	A	up to 160
Protective measures		Safety class 2 (total insulation)
Degree of protection acc. to EN 60529		Surface mounting design: IP43 with door Flush mounting design: IP31 with door and integrated masking frame
Mounting rail tier spacing per standard mounting rail tier	mm	125/150
Modular width (MW)		18 mm, 12 MW + 1 mountable MW
Degree of pollution		3
Ambient temperature	°C	35 (24-h average value)
Relative air humidity	%	50 at 40 °C
Test specifications		Acc. to EN 60439-1/3 (VDE 0660 Part 500/504), DIN VDE 0603-1
Enclosures		Sheet steel
Mounting dimensions		DIN 43870
Surface		Electrogalvanized and powder-coated
Color	Enclosure ¹⁾ Covers	RAL 9016 (traffic white) RAL 7035 (light gray)
Locking system		Rotary handle which may be replaced by other locking systems upon request
Packing material		Shock-proof, environmentally-compatible

Dimensions of cabinets and wall recessed boxes

Surface-mounting distribution boards (external dimensions)		Flush-mounting distribution boards with integrated masking frame (external dimensions)		Recess dimensions for wall recessed boxes	
Depth 140 mm		Depth 140 mm		Depth 145 mm	
Height mm	Width mm	Height mm	Width mm	Height mm	Width mm
500	300	558	358	560	360
	550		608		610
	800		858		860
650	300	708	358	710	360
	550		608		610
	800		858		860
	1050		1108		1110
800	300	858	358	860	360
	550		608		610
	800		858		860
	1050		1108		1110
950	300	1008	358	1010	360
	550		608		610
	800		858		860
	1050		1108		1110
1100	300	1158	358	1160	360
	550		608		610
	800		858		860
	1050		1108		1110

1) Further RAL colors are available upon request.

ALPHA 160 - DIN Wall-Mounted Distribution Boards

Partially Equipped Distribution Boards

8GK1 surface- and flush-mounting distribution boards with quick-assembly kits

Overview

























- Cabinet depth: 140 mm
- Safety class 2 (total insulation)
- Tier spacing of 125 mm with N/PE bar per panel width
- Color: RAL 9016 (traffic white)
- Surface-mounting distribution board: Degree of protection IP43
- Flush-mounting distribution boards with masking frame: Degree of protection IP31

- Enclosure complete with door ¹⁾ and rotary handle which can be replaced by other locking systems
- Two 2-component flanges per panel width at the top and bottom

Note:

With flush-mounting distribution boards, the wall anchors are included in the scope of delivery.

Selection and ordering data

Cabinet (internal/external dimensions)		Rows/ MW	Surface-mounting distribution boards		PS*/ P. unit	Flush-mounting distribution boards		PS*/ P. unit
Height mm	Width mm		Order No.	Price		Order No.	Price	
			PG 039	1 item	Items	PG 039	1 item	Items
For modular installation devices								
	450/500	250/300		3/36	8GK1 052-1KK11	1	8GK1 051-1KK11	1
		500/550		6/72	8GK1 052-1KK21	1	8GK1 051-1KK21	1
		750/800		9/108	8GK1 052-1KK31	1	8GK1 051-1KK31	1
	600/650	250/300		4/48	8GK1 052-2KK11	1	8GK1 051-2KK11	1
		500/550		8/96	8GK1 052-2KK21	1	8GK1 051-2KK21	1
		750/800		12/144	8GK1 052-2KK31	1	8GK1 051-2KK31	1
		1000/1050		16/192	8GK1 052-2KK41	1	8GK1 051-2KK41	1
	750/800	250/300		5/60	8GK1 052-3KK11	1	8GK1 051-3KK11	1
		500/550		10/120	8GK1 052-3KK21	1	8GK1 051-3KK21	1
		750/800		15/180	8GK1 052-3KK31	1	8GK1 051-3KK31	1
		1000/1050		20/240	8GK1 052-3KK41	1	8GK1 051-3KK41	1
	900/950	250/300		6/72	8GK1 052-4KK11	1	8GK1 051-4KK11	1
		500/550		12/144	8GK1 052-4KK21	1	8GK1 051-4KK21	1
		750/800		18/216	8GK1 052-4KK31	1	8GK1 051-4KK31	1
		1000/1050		24/288	8GK1 052-4KK41	1	8GK1 051-4KK41	1
	1050/1100	250/300		7/84	8GK1 052-5KK11	1	8GK1 051-5KK11	1
		500/550		14/168	8GK1 052-5KK21	1	8GK1 051-5KK21	1
		750/800		21/252	8GK1 052-5KK31	1	8GK1 051-5KK31	1
		1000/1050		28/336	8GK1 052-5KK41	1	8GK1 051-5KK41	1

For accessories, please refer to page 2/15 ff.

1) Cabinets with a width of 750 mm/800 mm or more will be delivered with a double door.

ALPHA 160 - DIN Wall-Mounted Distribution Boards Unequipped Distribution Boards

8GK1 surface- and flush-mounting distribution boards

2

Overview






- Cabinet depth: 140 mm
- Safety class 2 (total insulation)
- Color: RAL 9016 (traffic white)
- Surface-mounting distribution board: Degree of protection IP43
- Flush-mounting distribution board with integrated masking frame: Degree of protection IP31
- Enclosure with door ¹⁾ and rotary handle which can be replaced by other locking systems

- Two 2-component flanges per panel width at the top and bottom

Note:

With flush-mounting distribution boards, the wall anchors are included in the scope of delivery.

Selection and ordering data

Cabinet (internal/external dimensions)		Surface-mounting distribution boards		PS*/ P. unit	Flush-mounting distribution boards		PS*/ P. unit
Height mm	Width mm	Order No.	Price		Order No.	Price	
		PG 039	1 item	Items	PG 039	1 item	Items
 12_08448	250/300	8GK1 032-1KK11		1	8GK1 031-1KK11		1
	500/550	8GK1 032-1KK21		1	8GK1 031-1KK21		1
	750/800	8GK1 032-1KK31		1	8GK1 031-1KK31		1
 12_08449	250/300	8GK1 032-2KK11		1	8GK1 031-2KK11		1
	500/550	8GK1 032-2KK21		1	8GK1 031-2KK21		1
	750/800	8GK1 032-2KK31		1	8GK1 031-2KK31		1
	1000/1050	8GK1 032-2KK41		1	8GK1 031-2KK41		1
 12_08450	250/300	8GK1 032-3KK11		1	8GK1 031-3KK11		1
	500/550	8GK1 032-3KK21		1	8GK1 031-3KK21		1
	750/800	8GK1 032-3KK31		1	8GK1 031-3KK31		1
	1000/1050	8GK1 032-3KK41		1	8GK1 031-3KK41		1
 12_08451	250/300	8GK1 032-4KK11		1	8GK1 031-4KK11		1
	500/550	8GK1 032-4KK21		1	8GK1 031-4KK21		1
	750/800	8GK1 032-4KK31		1	8GK1 031-4KK31		1
	1000/1050	8GK1 032-4KK41		1	8GK1 031-4KK41		1
 12_08452	250/300	8GK1 032-5KK11		1	8GK1 031-5KK11		1
	500/550	8GK1 032-5KK21		1	8GK1 031-5KK21		1
	750/800	8GK1 032-5KK31		1	8GK1 031-5KK31		1
	1000/1050	8GK1 032-5KK41		1	8GK1 031-5KK41		1

For quick-assembly kits and assembly kits, please refer to pages 2/8 to 2/13.

For accessories, please refer to page 2/15 ff.

- 1) Cabinets with a width of 750 mm/800 mm or more will be delivered with a double door.

* You can order this quantity or a multiple thereof.

Siemens ET A1 · 2005

2/7

ALPHA 160 - DIN Wall-Mounted Distribution Boards






Quick-Assembly Kits for Unequipped Distribution Boards

**8GK4 quick-assembly kits
for modular installation devices**

Overview

- Quick-assembly kits are pre-assembled, cabinet-high system components for the most common application requirements. Such kits already include the longitudinal stays and can be snapped into the unequipped distribution boards of the respective mounting height

Selection and ordering data

Quick-assembly kits (external dimensions)		Rows/ MW	125 mm tier spacing, with N/PE bar			PS*/ P. unit	150 mm tier spacing, without N/PE bar			PS*/ P. unit
Height mm	Width mm		Order No.	Price	Items		Order No.	Price	Items	
450	250	 3/36	8GK4 001-3KK11	1 item	1	8GK4 051-3KK11	1 item	1		
600	250	 4/48	8GK4 001-4KK11		1	8GK4 051-4KK11		1		
750	250	 5/60	8GK4 001-5KK11		1	8GK4 051-5KK11		1		
900	250	 6/72	8GK4 001-6KK11		1	8GK4 051-6KK11		1		
1050	250	 7/84	8GK4 001-7KK11		1	8GK4 051-7KK11		1		

The quick-assembly kits with a width of 250 mm are equipped with 7.5 mm standard mounting rails. For accessories, please refer to page 2/16.

ALPHA 160 - DIN Wall-Mounted Distribution Boards Assembly Kits for Unequipped Distribution Boards

8GK4 longitudinal stays

2

Selection and ordering data

Height	Order No.	Price	PS*/ P. unit
mm	PG 039	1 set	Sets
2 longitudinal stays (1 set = 2 items) per assembly kit are required for mounting the assembly kits into the unequipped distribution boards			
450	8GK4 851-3KK00		1 set
600	8GK4 851-4KK00		1 set
750	8GK4 851-5KK00		1 set
900	8GK4 851-6KK00		1 set
1050	8GK4 851-7KK00		1 set

* You can order this quantity or a multiple thereof.

Siemens ET A1 · 2005

2/9

ALPHA 160 - DIN Wall-Mounted Distribution Boards

Assembly Kits for Unequipped Distribution Boards

8GK4 assembly kits for modular installation devices

Overview

- Assembly kits for individual and project-related assembly, comprising: equipment racks, front cover for unequipped panels including supports, screws and mounting accessories
- Assembly kit dimensions (in mm):
height: 150, 300, 450, 600
width: 250, 500
panel-size grid dimensions H x W: 150 x 250

- The front cover for unequipped panels is sealable as a standard and facilitates a fast and reliable fixation to the supports thanks to its quick-acting locking technique

Note:

For mounting the assembly kits into the unequipped distribution boards, 2 longitudinal stays per assembly kit are required. These longitudinal stays must be ordered separately (see page 2/9).

Selection and ordering data

Assembly kits (external dimensions)		Rows/ MW	125 mm tier spacing, without N/PE bar		PS*/ P. unit	150 mm tier spacing, without N/PE bar		PS*/ P. unit
Height mm	Width mm		Order No.	Price		Order No.	Price	
150	250	1/12	PG 039	1 item	Items	PG 039	1 item	Items
	500	1/24	–			8GK4 351-1KK11		1
			–			8GK4 351-1KK21		1
300	250	2/24	8GK4 301-2KK11		1	8GK4 351-2KK11		1
	500	2/48	8GK4 301-2KK21		1	8GK4 351-2KK21		1
450	250	3/36	8GK4 301-3KK11		1	8GK4 351-3KK11		1
	500	3/72	8GK4 301-3KK21		1	8GK4 351-3KK21		1
600	250	4/48	8GK4 301-4KK11		1	8GK4 351-4KK11		1
	500	4/96	8GK4 301-4KK21		1	8GK4 351-4KK21		1

The assembly kits with a width of 250 mm are equipped with 7.5 mm standard mounting rails.
The assembly kits with a width of 500 mm are equipped with 15 mm standard mounting rails.
For accessories, please refer to page 2/16.



ALPHA 160 - DIN Wall-Mounted Distribution Boards

Assembly Kits for Unequipped Distribution Boards

8GK4 assembly kits
for horizontal terminal blocks

2

Overview





- Assembly kits for individual and project-related assembly, comprising: equipment racks, front cover for unequipped panels including supports, screws and mounting accessories
- Assembly kit dimensions (in mm):
height: 150, 300
width: 250, 500
panel-size grid dimensions H x W: 150 x 250

- The front cover for unequipped panels is sealable as a standard and facilitates a fast and reliable fixation to the supports thanks to its quick-acting locking technique

Note:

For mounting the assembly kits into the unequipped distribution boards, 2 longitudinal stays per assembly kit are required. These longitudinal stays must be ordered separately (see page 2/9).

Selection and ordering data

Assembly kits (external dimensions)		Order No.	Price	PS*/ P. unit
Height	Width			
mm	mm			Items
for horizontal terminal blocks				
Terminal blocks of staged and insulated design with closed front cover for unequipped panels				
150	250		8GK4 401-1KK11	1
	500		8GK4 401-1KK21	1
300	250		8GK4 401-2KK11	1
	500		8GK4 401-2KK21	1

* You can order this quantity or a multiple thereof.

ALPHA 160 - DIN Wall-Mounted Distribution Boards

Assembly Kits for Unequipped Distribution Boards

8GK4 assembly kits with mounting plates

Overview




- Assembly kits for individual and project-related assembly, comprising: mounting plate, front cover for unequipped panels including supports, screws and mounting accessories
- Assembly kit dimensions (in mm):
height: 300, 450, 600
width: 250
panel-size grid dimensions H x W: 150 x 250

- The front cover for unequipped panels is sealable as a standard and facilitates a fast and reliable fixation to the supports thanks to its quick-acting locking technique

Note:

For mounting the assembly kits into the unequipped distribution boards, 2 longitudinal stays per assembly kit are required. These longitudinal stays must be ordered separately (see page 2/9).

Selection and ordering data

Assembly kits (external dimensions)		Order No.	Price	PS*/P. unit
Height	Width			
mm	mm			Items
with mounting plates				
with closed front cover				
300	250			
		8GK4 451-2KK11		1
450	250			
		8GK4 451-3KK11		1
600	250			
		8GK4 451-4KK11		1

For accessories, please refer to page 2/16.

ALPHA 160 - DIN Wall-Mounted Distribution Boards

Assembly Kits for Unequipped Distribution Boards

8GK4 assembly kits
for unequipped panels

2

Overview









- Assembly kits for individual and project-related assembly, comprising: front cover for unequipped panels including supports, screws and mounting accessories
- Assembly kit dimensions (in mm):
height: 150, 300, 450, 600
width: 250, 500
panel-size grid dimensions H × W: 150 × 250

- The front cover for unequipped panels is sealable as a standard and facilitates a fast and reliable fixation to the supports thanks to its quick-acting locking technique

Note:

For mounting the assembly kits into the unequipped distribution boards, 2 longitudinal stays per assembly kit are required. These longitudinal stays must be ordered separately (see page 2/9).

Selection and ordering data

Assembly kits (external dimensions)			Order No.	Price	PS*/ P. unit
Height mm	Width mm		PG 039	1 item	Items
150	250		8GK4 501-1KK11		1
	500		8GK4 501-1KK21		1
300	250		8GK4 501-2KK11		1
	500		8GK4 501-2KK21		1
450	250		8GK4 501-3KK11		1
	500		8GK4 501-3KK21		1
600	250		8GK4 501-4KK11		1
	500		8GK4 501-4KK21		1

For accessories, please refer to page 2/16.

* You can order this quantity or a multiple thereof.

ALPHA 160 - DIN Wall-Mounted Distribution Boards

Assembly Kits for Unequipped Distribution Boards

8GK4 assembly kits for 3NP40 fuse switch disconnectors

Overview



- Assembly kits for individual and project-related assembly, comprising: support plate, front cover for unequipped panels including supports, screws and mounting accessories
- Assembly kit dimensions (in mm):
height: 300
width: 250
panel-size grid dimensions H × W: 150 × 250

- The front cover for unequipped panels is sealable as a standard and facilitates a fast and reliable fixation to the supports thanks to its quick-acting locking technique

Note:

For mounting the assembly kits into the unequipped distribution boards, 2 longitudinal stays per assembly kit are required. These longitudinal stays must be ordered separately (see page 2/9).

Selection and ordering data

Assembly kits (external dimensions)				Order No.	Price	PS*/ P. unit
Height mm	Width mm			PG 039	1 item	Items
up to 160 A, fixing plate with matching cover and plastic cover for LV HRC fuse links of size 000						
300	250		1 × 3NP40 10	8GK4 551-2KK11		1
			2 × 3NP40 10	8GK4 552-2KK11		1
for LV HRC fuse links of size 00						
300	250		1 × 3NP40 70	8GK4 554-2KK11		1
			2 × 3NP40 70	8GK4 555-2KK11		1

For accessories, please refer to page 2/16.


ALPHA 160 - DIN Wall-Mounted Distribution Boards

Accessories

Unequipped and partially equipped distribution boards

2

Selection and ordering data

Cabinet (external dimensions)		Length	Order No.	Price	PS*/P. unit
Height mm	Width mm	mm	PG 039	1 item	Items
Transparent doors (Giugiaro design) for surface-mounting distribution boards ¹⁾					
Color: RAL 9016; degree of protection: IP43. The standard sheet-steel doors can be replaced by these doors. For cabinets with a width of 800 mm or more, the transparent doors will be delivered as a double door.					
	500	300	8GK9 501-3KK10		1
		550	8GK9 501-3KK20		1
		800	8GK9 501-3KK30		1
	650	300	8GK9 501-4KK10		1
		550	8GK9 501-4KK20		1
		800	8GK9 501-4KK30		1
		1050	8GK9 501-4KK40		1
	800	300	8GK9 501-5KK10		1
		550	8GK9 501-5KK20		1
		800	8GK9 501-5KK30		1
		1050	8GK9 501-5KK40		1
	950	300	8GK9 501-6KK10		1
550		8GK9 501-6KK20		1	
800		8GK9 501-6KK30		1	
1050		8GK9 501-6KK40		1	
1100	300	8GK9 501-7KK10		1	
	550	8GK9 501-7KK20		1	
	800	8GK9 501-7KK30		1	
	1050	8GK9 501-7KK40		1	
Wall mounting rails					
for all wall-mounted distribution boards		250	8GK9 912-0KK10		1
The distribution board can be hung precisely in very little time by only one person.		500	8GK9 912-0KK20		1
		750	8GK9 912-0KK30		1
		1000	8GK9 912-0KK40		1
		1250	8GK9 912-0KK50		1
Locking systems ^{new}					
Standard locking device made of plastic, black, with rotary handle for wall-mounted distribution board with degree of protection IP43 not retrofittable for other locking devices			8GK9 560-0KK04		1
Retrofit kit for standard locking device to degree of protection IP55			8GK9 560-0KK05		1 set
Rotary handle locking device for wall-mounted distribution boards with degree of protection IP43/IP55 with mounting option for a profile semicylinder (length 40 mm), suitable for E012 lock or Senat tumbler, black			8GK9 560-0KK06		1
Profile semicylinder with E012 lock and key			8GK9 560-0KK07		1
with Senat tumbler			8GK9 560-0KK08		1
with 3-mm pin as two-bit lock			8GK9 560-0KK10		1
2-component flange (degree of protection: IP55) for fast and proper wiring, comprising 44 possible knockouts, consisting of two elastic components			8GK9 000-0KK02		1
Siemens nameplate made of aluminum, self-adhesive, color: petrol			PG 042 8GD9 084		1

More accessories, please refer to page 2/16.

* You can order this quantity or a multiple thereof.

1) Transparent doors for flush-mounting distribution boards (RAL 9016), further degrees of protection and colors are available upon request.

Siemens ET A1 - 2005








2/15

ALPHA 160 - DIN Wall-Mounted Distribution Boards

Accessories

Quick-assembly kits and assembly kits

Selection and ordering data

		Height mm	Width mm	Order No. PG 039	Price 1 item	PS*/ P. unit Items
	Partitions for the optical and spatial separation of various potentials, made of plastic	vertical				
			450	8GK9 001-3KK01	1	
			600	8GK9 001-4KK01	1	
			750	8GK9 001-5KK01	1	
			900	8GK9 001-6KK01	1	
		1050	8GK9 001-7KK01	1		
		horizontal	250	8GK9 002-0KK10	1	
	Support for front covers for unequipped panels short design, made of plastic (1 set = 4 items)			8GK9 910-0KK20	1 set	
	N/PE bar for mounting on longitudinal stays, with 2 × 29 clamping points, 16 mm ² , 250 mm long			8GK9 910-0KK10	1	
	N/PE bar as plug-in terminal NEW each with 6 screw connectors from 2.5 to 16 mm ² and 21 plug-type connectors from 1.5 to 4 mm ² for mounting on longitudinal stays inclined at 30 degrees			8GK9 910-0KK11	1	
				8GK9 910-0KK12	1	
	Blanking strips color RAL 7035 (light gray) for 12 MW (1 MW = 18 mm) Length 1 m, without pressure-relief joint to cut to length			8GK9 910-0KK00	1	
				8GK9 910-0KK01	1	
	ALPHA assembly tool NEW short and long model, with ergonomic handle for supports			8GK9 910-0KK27	1	