

4

ALPHA 630 - DIN Floor-Mounted Distribution Boards

4

General data

4/4

Introduction

Unequipped distribution boards

4/6

Surface-mounting distribution boards

Marshaling boxes

4/8

Surface-mounting distribution boards

Assembly kits for unequipped distribution boards

4/6,

4/7

4/9

Longitudinal stays

4/10

Assembly kits for
modular installation devices

4/11

Assembly kits for
horizontal terminal blocks

4/12

Assembly kits for vertical terminal blocks

4/13

Assembly kits with mounting plates

4/14

Assembly kits for unequipped panels

4/15

Assembly kits for 3NP4 fuse switch
disconnectors for support plate mounting

4/16

Assembly kits for 3NP4 fuse switch
disconnectors for busbar mounting

4/17

Assembly kits for SENTRON VL/VF
circuit-breakers

4/18

Assembly kits for 3NJ4 in-line fuse switch
disconnectors

4/19

Assembly kits for bus-mounting fuse
bases for busbar system mounting

4/21

Unequipped distribution boards

4/26

Assembly kits

4/23

Assembly center

Accessories

Ordering large quantities of accessories

Front covers



4/1



The system

The ALPHA 630-DIN floor-mounted distribution board is the right choice wherever wall-mounted distribution boards do not provide sufficient space. It's perfect for use in both non-residen-

tial and industrial buildings. And the design is just as practical: distribution boards and components are all available as a modular system.

for high demands.

ALPHA 630 - DIN Floor-Mounted Distribution Boards



Another advantage: A wide range of project-related mounting and equipping options can be realized with just a few standard components. It's also available as a Flat Pack.

ALPHA 630 - DIN Floor-Mounted Distribution Boards

General Data

Introduction

Overview

System

The modular design of our new Siemens distribution board system is based on our long-term experience in the sector of distribution boards.

With this system, we have placed a special focus on our customers' individual distribution board preferences.

The system comprises unequipped distribution boards with degree of protection IP43 in the form of Flat Packs (delivery in single parts for self-assembly, explained in detail in chapter 3), pre-assembled unequipped distribution boards with degree of protection IP55, assembly kits for project-related and individual assembly as well as an extensive range of accessories.

Enclosures

Material:

Electrogalvanized and powder-coated sheet steel.

Sheet thickness:

Degree of protection: IP43/IP55
corpus 1 mm, door 1 mm

Color:

RAL 7035 (light gray)

Further RAL colors are available upon request.

Assembly kits

The assembly kits are made of sendzimir-galvanized sheet steel and are equipped with molded-plastic covers for a wide range of equipping options, e.g., with switching devices and modular installation devices.

The largest switching devices mountable with the ALPHA 630 - DIN floor-mounted distribution boards are Siemens switching devices with a rated current of up to 630 A.

Cabinet dimensions

All dimensions are stated in mm.

Height:

internal: 1800
external with base: 1950

Width (internal/external):

250/300, 500/550, 750/800, 1000/1050, 1250/1300

Depth (external): 210, 250, 320

Assembly kits in panel-size grid dimensions

height x width: 150 x 250

Benefits

- Flat Pack delivery option (assembly kit for self-assembly, i.e., the assembly kits can be mounted directly onto the platform) or delivery as pre-assembled unequipped distribution board
- Easy planning thanks to modular design
- Ample wiring space behind the standard mounting rail
- Comprehensive range of assembly kits for individual and project-related assembly of Siemens switching devices and modular installation devices
- Eased assembly thanks to keyhole-fastened components and modules with quick-acting locks
- System design acc. to DIN, EN and VDE regulations
- Stable sheet-steel enclosure
- Degrees of protection: IP43 and IP55
- Safety class 1 (protective conductor connection) and safety class 2 (total insulation)
- High-quality surface finish: cabinets made of electrogalvanized and powder-coated sheet steel, system components made of sendzimir-galvanized sheet steel, galvanized and transparently chromated small components and screws
- Doors can be hinged on the right or left
- Door opening angle of 170°
- Replaceable locking systems (accessories)
- Transparent doors in Giugiaro design (accessories)
- Panel cover with sealable 90° quick-release locks
- Environmentally-compatible and recyclable plastics.

Application

The ALPHA 630 - DIN floor-mounted distribution boards are used for all applications for which the ALPHA 400 - DIN wall-mounted distribution boards do not provide sufficient equipping or wiring space, e.g. in administrative, non-residential, commercial and industrial buildings.

With three available mounting depths of 210 mm, 250 mm and 320 mm, it ideally supplements the Siemens distribution board product ranges.

The distribution board and its components are modularly constructed.

With just a few standard components, a wide range of project-related mounting and equipping options can be realized.

The ALPHA 630 - DIN floor-mounted distribution board range comprises wall-mounted cabinets with up to 12 modular installation devices with 12 MW per mounting width (250 mm) each. The standard mounting rail tier spacing is 150 mm. A total of 5 cabinet mounting widths are available, each with an internal dimension of 250 mm.

The cabinets can be supplied in safety class 1 (protective conductor connection) and safety class 2 (total insulation). The standard degree of protection for floor-mounted distribution boards is IP43 for cabinet depths of 210 mm (Flat Pack: delivery in the form of single parts) and IP55 for cabinet depths of 250 mm and 320 mm (pre-assembled unequipped distribution boards). The rated current is 630 A.

40-mm or 60-mm busbars with dimensions of up to 30 mm x 10 mm may be installed.

The boards' modular design facilitates easy planning, configuration, calculation, ordering and mounting.

Assembly kits which only require a one-size screwdriver for assembly are available for all mountable switching devices and modular installation devices.



ALPHA 630 - DIN Floor-Mounted Distribution Boards

General Data

Introduction

4

Technical specifications

Overvoltage category		III
Rated impulse withstand voltage U_{imp}	kV	6
Clearance and creepage distances		DIN VDE 0110
Rated insulation voltage U_i	V	690
Rated operational voltage U_o	V AC/DC	690
Rated voltage U_n (40 Hz to 60 Hz AC)	V	690 for built-in devices
Rated current	A	up to 630
Rated peak short-circuit current I_{pk}	kA	up to 61.3 (3-pole) ²⁾ , conduction interval of 30 ms
Rated short-time current I_{cw}	kA	20, conduction interval of 1 s
Protective measures		Safety class 1 (protective conductor connection) Safety class 2 (total insulation)
Number of conductors within the busbar run		4/5
Degree of protection acc. to EN 60529		IP43 with door, IP55 with door (with matching flanges)
Mounting rail tier spacing per standard mounting rail tier	mm	150
Modular width (MW)		18 mm, 12 MW + 1 mountable MW
Degree of pollution		3
Ambient temperature	°C	35 (24-h average value)
Relative air humidity	%	50 at 40 °C
Test specifications		EN 60439-1/3 (VDE 0660 Part 500/504), DIN VDE 0603-1
Enclosures		Sheet steel
Mounting dimensions		DIN 43870
Surface		Electrogalvanized and powder-coated
Color ¹⁾		RAL 7035 (light gray)
Locking system		3-point locking system with integral espagnolette lock (the locking system may be replaced by other locking systems upon request)
Packing material		Shock-proof, environmentally-compatible

Cabinet dimensions

Cabinet (external dimension)		
Height mm	Width mm	Depth mm
1950 with base (100 mm)	300	210
	550	
	800	
	1050	
	1300	
1950 with base (100 mm)	300	250
	550	
	800	
	1050	
	1300	
1950 with base (100 mm)	300	320
	550	
	800	
	1050	
	1300	

1) Further RAL colors are available upon request.

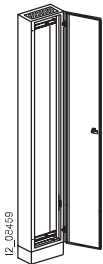





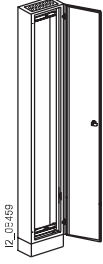





ALPHA 630 - DIN Floor-Mounted Distribution Boards Unequipped Distribution Boards

8GK1 surface-mounting distribution boards

Overview

- Delivery options:
 - Flat Pack (cabinet kit for self-assembly: the cabinet-high quick-assembly kits and the mounting kits can be mounted directly on the platform (back plate) of this kit)
 - Pre-assembled unequipped distribution board
- Cabinet depth 210 mm
- Safety class 1 (protective conductor connection) and safety class 2 (total insulation)
- Degree of protection IP43
- Color RAL 7035 (light gray)
- Enclosure (with base) with unassembled enclosed door ¹⁾ or enclosure (with base) pre-assembled with door ¹⁾ and espagnolette lock which can be replaced by other locking systems
- One two-component flange per field width on the outgoing side

Selection and ordering data

Cabinet (internal/external dimensions)			Safety class 1		PS*/P. unit	Safety class 2		PS*/P. unit
Height	Width		Order No.	Price	Items	Order No.	Price	Items
mm	mm		PG 039	1 item		PG 039	1 item	
Cabinet depth of 210 mm			Flat Pack delivery, degree of protection: IP43					
1800/ 1950 with base 	250/300		8GK1 302-8KK12		1	8GK1 312-8KK12		1
	500/550		8GK1 302-8KK22		1	8GK1 312-8KK22		1
	750/800		8GK1 302-8KK32		1	8GK1 312-8KK32		1
	1000/1050		8GK1 302-8KK42		1	8GK1 312-8KK42		1
	1250/1300		8GK1 302-8KK52		1	8GK1 312-8KK52		1
Cabinet depth of 210 mm			Delivery as pre-assembled unequipped distribution board, degree of protection: IP43					
1800/ 1950 with base 	250/300		8GK1 322-8KK12		1	8GK1 332-8KK12		1
	500/550		8GK1 322-8KK22		1	8GK1 332-8KK22		1
	750/800		8GK1 322-8KK32		1	8GK1 332-8KK32		1
	1000/1050		8GK1 322-8KK42		1	8GK1 332-8KK42		1
	1250/1300		8GK1 322-8KK52		1	8GK1 332-8KK52		1

Accessories

Height	Depth	Order No.	Price	PS*/P. unit
mm	mm	PG 039	1 set	Items
Longitudinal stays				
2 longitudinal stays (1 set = 2 items) per assembly kit are required for mounting the assembly kits into the unequipped distribution boards				
1800	210	8GK4 853-8KK00		1 set

For assembly kits, please refer to page 4/9 ff.

For accessories, please refer to page 4/19 ff.

1) Cabinets with a width of 750 mm/800 mm or more will be delivered with a double door.

ALPHA 630 - DIN Floor-Mounted Distribution Boards Unequipped Distribution Boards

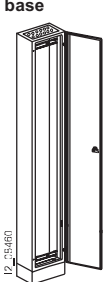

8GK1 surface-mounting distribution boards

4

Overview

- Type of delivery: Pre-assembled unequipped distribution board
- Cabinet depths: 250 mm and 320 mm
- Safety class 1 (protective conductor connection) and safety class 2 (total insulation)
- Degree of protection: IP55
- Color RAL 7035 (light gray)
- Enclosure (with base) with unassembled enclosed door ¹⁾ or enclosure (with base) pre-assembled with door ¹⁾ and espagnolette lock which can be replaced by other locking systems
- One two-component flange per field width on the incoming/outgoing side

Selection and ordering data

Cabinet (internal/external dimensions)		Safety class 1			Safety class 2		
Height mm	Width mm	Order No.	Price	PS*/P. unit	Order No.	Price	PS*/P. unit
		PG 039	1 item	Items	PG 039	1 item	Items
Cabinet depth of 250 mm		Delivery as pre-assembled unequipped distribution board, degree of protection: IP55					
1800/1950 with base 	250/300	8GK1 323-8KK13		1	8GK1 333-8KK13		1
	500/550	8GK1 323-8KK23		1	8GK1 333-8KK23		1
	750/800	8GK1 323-8KK33		1	8GK1 333-8KK33		1
	1000/1050	8GK1 323-8KK43		1	8GK1 333-8KK43		1
	1250/1300	8GK1 323-8KK53		1	8GK1 333-8KK53		1
Cabinet depth of 320 mm		Delivery as pre-assembled unequipped distribution board, degree of protection: IP55					
1800/1950 with base 	250/300	8GK1 323-8KK14		1	8GK1 333-8KK14		1
	500/550	8GK1 323-8KK24		1	8GK1 333-8KK24		1
	750/800	8GK1 323-8KK34		1	8GK1 333-8KK34		1
	1000/1050	8GK1 323-8KK44		1	8GK1 333-8KK44		1
	1250/1300	8GK1 323-8KK54		1	8GK1 333-8KK54		1

Accessories

Height mm	Depth mm	Order No.	Price	PS*/P. unit
		PG 039	1 set	Items
Longitudinal stays				
2 longitudinal stays (1 set = 2 items) per assembly kit are required for mounting the assembly kits into the unequipped distribution boards				
1800	250/320	8GK4 853-8KK01		1 set

For assembly kits, please refer to page 4/9 ff.
For accessories, please refer to page 4/19 ff.

1) Cabinets with a width of 750 mm/800 mm or more will be delivered with a double door.

* You can order this quantity or a multiple thereof.

ALPHA 630 - DIN Floor-Mounted Distribution Boards

Marshaling boxes

8GK1 surface-mounting distribution boards

Overview

- Marshaling boxes for supporting the incoming/outgoing cables, option for terminal blocks available
- Large, foamed front cover with fixing screws
- Dimensions
height 350 mm, depths 210 mm, 250 mm and 320 mm
- Safety class 1 (protective conductor connection)
- Degree of protection IP43 and IP55
- Color RAL 7035 (light gray)
- Flanges must be ordered separately

Selection and ordering data

Marshaling box (external dimensions)			Safety class 1	Price	PS*/P. unit
Height mm	Width mm		Order No.		Items
			PG 039	1 item	Items
Marshaling box depth of 210 mm			Degree of protection IP43		
350	300		8GK1 382-0KK12		1
	550		8GK1 382-0KK22		1
	800		8GK1 382-0KK32		1
	1050		8GK1 382-0KK42		1
	1300		8GK1 382-0KK52		1
Marshaling box depth of 250 mm			Degree of protection IP55		
350	300		8GK1 383-0KK13		1
	550		8GK1 383-0KK23		1
	800		8GK1 383-0KK33		1
	1050		8GK1 383-0KK43		1
	1300		8GK1 383-0KK53		1
Marshaling box depth of 320 mm			Degree of protection IP55		
350	300		8GK1 383-0KK14		1
	550		8GK1 383-0KK24		1
	800		8GK1 383-0KK34		1
	1050		8GK1 383-0KK44		1
	1300		8GK1 383-0KK54		1

Accessories

Height mm	Depth mm	Order No.	Price	PS*/P. unit
		PG 039	1 set	Items
Stays				
Stays are available for installation in the marshaling boxes (1 set = 2 items)				
300	210	8GK4 855-2KK02		1 set
	250, 320	8GK4 855-2KK03		1 set

ALPHA 630 - DIN Floor-Mounted Distribution Boards

Assembly Kits for Unequipped Distribution Boards

**8GK4 assembly kits
for modular installation devices**

Overview

- Assembly kits for individual and project-related assembly, comprising: equipment racks, front cover for unequipped panels including supports, screws and mounting accessories
- Assembly kit dimensions (in mm):
height: 150, 300, 450, 600
width: 250, 500, 750
panel-size grid dimensions
H x W: 150 x 250





- The front cover for unequipped panels is sealable as a standard and facilitates a fast and reliable fixation to the supports thanks to its quick-acting locking technique

Note:

For mounting the assembly kits into the unequipped distribution boards, 2 longitudinal stays per assembly kit are required. These longitudinal stays must be ordered separately.

4

Selection and ordering data

Assembly kits (external dimensions)		Rows/ MW	150 mm tier spacing without N/PE bar		PS*/ P. unit
Height mm	Width mm		Order No.	Price	
150	250		1/12	8GK4 351-1KK12	1
	500		1/24	8GK4 351-1KK22	1
	750		1/36	8GK4 351-1KK32	1
300	250		2/24	8GK4 351-2KK12	1
	500		2/48	8GK4 351-2KK22	1
	750		2/72	8GK4 351-2KK32	1
450	250		3/36	8GK4 351-3KK12	1
	500		3/72	8GK4 351-3KK22	1
	750		3/108	8GK4 351-3KK32	1
600	250		4/48	8GK4 351-4KK12	1
	500		4/96	8GK4 351-4KK22	1
	750		4/144	8GK4 351-4KK32	1

The mounting kits with a width of 250 mm are equipped with 7.5 mm standard mounting rails.
The mounting kits with a width of 500 mm/750 mm are equipped with 15 mm standard mounting rails.
For accessories, please refer to page 4/19 ff.

* You can order this quantity or a multiple thereof.

ALPHA 630 - DIN Floor-Mounted Distribution Boards

Assembly Kits for Unequipped Distribution Boards

8GK4 assembly kits for horizontal terminal blocks

Overview




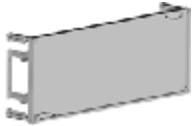
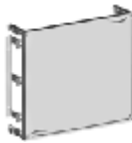
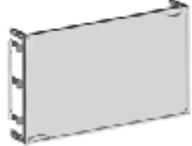
- Assembly kits for individual and project-related assembly, comprising: equipment racks, front cover for unequipped panels including supports, screws and mounting accessories
- Assembly kit dimensions (in mm):
height: 150, 300, 450
width: 250, 500, 750
panel-size grid dimensions
H × W: 150 × 250

- The front cover for unequipped panels is sealable as a standard and facilitates a fast and reliable fixation to the supports thanks to its quick-acting locking technique

Note:

For mounting the assembly kits into the unequipped distribution boards, 2 longitudinal stays per assembly kit are required. These longitudinal stays must be ordered separately (see page 4/9).

Selection and ordering data

Assembly kits (external dimensions)		Order No.	Price	PS*/P. unit
Height mm	Width mm	PG 039	1 item	Items
Terminal blocks of staged and insulated design with closed front cover for unequipped panels				
150	250		8GK4 401-1KK12	1
300	250		8GK4 401-2KK12	1
	500		8GK4 401-2KK22	1
	750		8GK4 401-2KK32	1
450	500		8GK4 401-3KK22	1
	750		8GK4 401-3KK32	1

For accessories, please refer to page 4/19 ff.

ALPHA 630 - DIN Floor-Mounted Distribution Boards

Assembly Kits for Unequipped Distribution Boards

8GK4 assembly kits
for vertical terminal blocks

Overview










- Assembly kits for individual and project-related assembly, comprising: equipment racks, front cover for unequipped panels including supports, screws and mounting accessories
- Assembly kit dimensions (in mm):
height: 300, 450, 600
width: 250, 500, 750
panel-size grid dimensions
H x W: 150 x 250

- The front cover for unequipped panels is sealable as a standard and facilitates a fast and reliable fixation to the supports thanks to its quick-acting locking technique

Note:

For mounting the assembly kits into the unequipped distribution boards, 2 longitudinal stays per assembly kit are required. These longitudinal stays must be ordered separately (see page 4/9).

Selection and ordering data

Assembly kits (external dimensions)		Order No.	Price	PS*/ P. unit
Height mm	Width mm	PG 039	1 item	Items
Terminal blocks of insulated design with closed front cover for unequipped panels				
300	250		8GK4 402-2KK12	1
	500		8GK4 402-2KK22	1
	750		8GK4 402-2KK32	1
450	250		8GK4 402-3KK12	1
	500		8GK4 402-3KK22	1
	750		8GK4 402-3KK32	1
600	250		8GK4 402-4KK12	1
	500		8GK4 402-4KK22	1
	750		8GK4 402-4KK32	1

For accessories, please refer to page 4/19 ff.

* You can order this quantity or a multiple thereof.

ALPHA 630 - DIN Floor-Mounted Distribution Boards

Assembly Kits for Unequipped Distribution Boards

8GK4 assembly kits with mounting plates

Overview

- Assembly kits for individual and project-related assembly, comprising: mounting plate, front cover for unequipped panels including supports, mounting brackets (depth-adjustable), screws and mounting accessories
- Assembly kit dimensions (in mm):
height: 300, 450, 600
width: 250, 500, 750
panel-size grid dimensions
H x W: 150 x 250




- The front cover for unequipped panels is sealable as a standard and facilitates a fast and reliable fixation to the supports thanks to its quick-acting locking technique

Note:

For mounting the assembly kits into the unequipped distribution boards, 2 longitudinal stays per assembly kit are required. These longitudinal stays must be ordered separately (see page 4/9).

If the mounting plate is fitted so that it extends over several panel widths, no longitudinal stay can be placed in the middle.

Selection and ordering data

Assembly kits (external dimensions)			Order No.	Price	PS*/P. unit
Height mm	Width mm		PG 039	1 item	Items
with closed front cover for unequipped panels					
300	250		8GK4 451-2KK12		1
	500		8GK4 451-2KK22		1
	750		8GK4 451-2KK32		1
450	250		8GK4 451-3KK12		1
	500		8GK4 451-3KK22		1
	750		8GK4 451-3KK32		1
600	250		8GK4 451-4KK12		1
	500		8GK4 451-4KK22		1
	750		8GK4 451-4KK32		1

For accessories, please refer to page 4/19 ff.

ALPHA 630 - DIN Floor-Mounted Distribution Boards

Assembly Kits for Unequipped Distribution Boards

8GK4 assembly kits
for unequipped panels

4

Overview






- Assembly kits for individual and project-related assembly, comprising: front cover for unequipped panels including supports, screws and mounting accessories
- Assembly kit dimensions (in mm):
height: 75, 150, 300, 450, 600
width: 250, 500, 750
panel-size grid dimensions
H × W: 150 × 250

- The front cover for unequipped panels is sealable as a standard and facilitates a fast and reliable fixation to the supports thanks to its quick-acting locking technique

Note:

For mounting the assembly kits into the unequipped distribution boards, 2 longitudinal stays per assembly kit are required. These longitudinal stays must be ordered separately (see page 4/9).

Selection and ordering data

Assembly kits (external dimensions)			Order No.	Price	PS*/ P. unit
Height mm	Width mm		PG 039	1 item	Items
75	250		8GK4 501-0KK12		1
	500		8GK4 501-0KK22		1
150	250		8GK4 501-1KK12		1
	500		8GK4 501-1KK22		1
	750		8GK4 501-1KK32		1
300	250		8GK4 501-2KK12		1
	500		8GK4 501-2KK22		1
	750		8GK4 501-2KK32		1
450	250		8GK4 501-3KK12		1
	500		8GK4 501-3KK22		1
	750		8GK4 501-3KK32		1
600	250		8GK4 501-4KK12		1
	500		8GK4 501-4KK22		1
	750		8GK4 501-4KK32		1

For accessories, please refer to page 4/19 ff.

* You can order this quantity or a multiple thereof.

ALPHA 630 - DIN Floor-Mounted Distribution Boards Assembly Kits for Unequipped Distribution Boards

8GK4 assembly kits for 3NP4 fuse switch disconnectors for support plate mounting

Overview







- Assembly kits for individual and project-related assembly, comprising: support plate, front cover for unequipped panels including supports, screws and mounting accessories
- Assembly kit dimensions (in mm):
height: 300, 450
width: 250, 500
panel-size grid dimensions
H x W: 150 x 250

- The front cover for unequipped panels is sealable as a standard and facilitates a fast and reliable fixation to the supports thanks to its quick-acting locking technique

Note:

For mounting the assembly kits into the unequipped distribution boards, 2 longitudinal stays per assembly kit are required. These longitudinal stays must be ordered separately (see page 4/9).

Selection and ordering data

Assembly kits (external dimensions)		Order No.	Price	PS*/ P. unit
Height mm	Width mm	PG 039	1 item	Items
for 3NP4 fuse switch disconnectors for support plate mounting				
Fixing plate with matching cover and molded-plastic cover up to 160 A, for NH000 LV HRC fuse switch disconnectors				
300	250	 1 x 3NP40 10	8GK4 551-2KK12	1
		2 x 3NP40 10	8GK4 552-2KK12	1
450	250	 4 x 3NP40 10	8GK4 553-3KK12	1
up to 160 A, for NH00 LV HRC fuse switch disconnectors				
300	250	 1 x 3NP40 70	8GK4 554-2KK12	1
		2 x 3NP40 70	8GK4 555-2KK12	1
up to 250 A, for NH1 LV HRC fuse switch disconnectors				
450	250	 1 x 3NP42 70	8GK4 556-3KK12	1
up to 400 A, for NH2 LV HRC fuse switch disconnectors				
450	250	 1 x 3NP43 70	8GK4 557-3KK12	1
up to 630 A, for NH3 LV HRC fuse switch disconnectors				
450	500	 1 x 3NP44 70	8GK4 558-3KK13	1

For accessories, please refer to page 4/19 ff.

ALPHA 630 - DIN Floor-Mounted Distribution Boards

Assembly Kits for Unequipped Distribution Boards

8GK4 assembly kits for 3NP4 fuse switch disconnectors for busbar mounting

Overview

- Assembly kits for individual and project-related assembly, comprising: front cover for unequipped panels including supports, screws and mounting accessories
- Assembly kit dimensions (in mm):
height: 300, 450
width: 250
panel-size grid dimensions
H x W: 150 x 250

- The front cover for unequipped panels is sealable as a standard and facilitates a fast and reliable fixation to the supports thanks to its quick-acting locking technique

Note:

For mounting the assembly kits into the unequipped distribution boards, 2 longitudinal stays per assembly kit are required. These longitudinal stays must be ordered separately (see page 4/9).

The Cu busbar and the busbar supports must be ordered separately (see page 4/21).

Selection and ordering data

Assembly kits (external dimensions)		Order No.	Price	PS*/P. unit
Height mm	Width mm			Items
Busbar center-to-center clearance of 40 mm/60 mm, with matching cover and molded-plastic cover up to 160 A, for NH000 LV HRC fuse switch disconnectors				
300	250	1 x 3NP40 15/3NP40 16	8GK4 651-2KK12	1
		2 x 3NP40 15/3NP40 16	8GK4 652-2KK12	1
up to 160 A, for NH00 LV HRC fuse switch disconnectors				
450	250	1 x 3NP40 75/3NP40 76	8GK4 653-3KK12	1
		2 x 3NP40 75/3NP40 76	8GK4 654-3KK12	1
up to 250 A, for NH1 LV HRC fuse switch disconnectors				
450	250	1 x 3NP42 75/3NP42 76	8GK4 655-3KK12	1

For accessories, please refer to page 4/19 ff.

* You can order this quantity or a multiple thereof.

ALPHA 630 - DIN Floor-Mounted Distribution Boards

Assembly Kits for Unequipped Distribution Boards

8GK4 assembly kits for SENTRON VL/VF circuit-breakers

Overview









- Assembly kits for individual and project-related assembly, comprising: support plate, front cover for unequipped panels including supports, screws and mounting accessories
- Assembly kit dimensions (in mm):
height: 300, 450, 600
width: 250, 500
panel-size grid dimensions
H x W: 150 x 250

- The front cover for unequipped panels is sealable as a standard and facilitates a fast and reliable fixation to the supports thanks to its quick-acting locking technique

Note:

For mounting the assembly kits into the unequipped distribution boards, 2 longitudinal stays per assembly kit are required. These longitudinal stays must be ordered separately (see page 4/9).

Selection and ordering data

Assembly kits (external dimensions)				Order No.	Price	PS*/P. unit
Height mm	Width mm			PG 039	1 item	Items
3-pole for SENTRON VL circuit-breakers						
450	250		1 x VL160X, 1 x VL160, 1 x VL250	8GK4 701-3KK12		1
600	250		1 x VL400	8GK4 702-4KK12		1
			1 x VL630	8GK4 703-4KK13		1
4-pole for SENTRON VL circuit-breakers						
600	500		1 x VL630	8GK4 704-4KK13		1
3- and 4-pole for SENTRON VF circuit-breakers NEW						
300	250		1 x 3VF2, 2 x 3VF2	PG 042 8GE3 712-1		1 set
			1 x 3VF3, 2 x 3VF3	8GE3 710-7		1 set
450	250		1 x 3VF4, 2 x 3VF4	8GE3 711-0		1 set
			1 x 3VF5	8GE3 711-2		1 set

For accessories, please refer to page 4/19 ff.

ALPHA 630 - DIN Floor-Mounted Distribution Boards

Assembly Kits for Unequipped Distribution Boards

8GK4 assembly kits for
3NJ4 in-line fuse switch disconnectors

Overview

- Assembly kits for individual and project-related assembly, comprising: front cover for unequipped panels including supports, busbar supports on support plate, screws and mounting accessories
- Assembly kit dimensions (in mm):
height: 600
width: 250, 500, 750
panel-size grid dimensions
H x W: 150 x 250

- The front cover for unequipped panels is sealable as a standard and facilitates a fast and reliable fixation to the supports thanks to its quick-acting locking technique




Note:

For mounting the assembly kits into the unequipped distribution boards, 2 longitudinal stays per assembly kit are required. These longitudinal stays must be ordered separately (see page 4/9).

The Cu busbar must be ordered separately (see page 4/21)

4

Selection and ordering data

Assembly kits (external dimensions)		Order No.	Price	PS*/ P. unit
Height mm	Width mm	PG 039	1 item	Items
Busbar center-to-center clearance of 100 mm with busbar support				
600	250		4 x 3NJ4, size 00	8GK4 751-4KK13 1 set
500			9 x 3NJ4, size 00	8GK4 751-4KK23 1 set
750			14 x 3NJ4, size 00	8GK4 751-4KK33 1 set

For accessories, please refer to page 4/19 ff.

* You can order this quantity or a multiple thereof.

Siemens ET A1 · 2005

4/17

ALPHA 630 - DIN Floor-Mounted Distribution Boards Assembly Kits for Unequipped Distribution Boards

8GK4 assembly kits for bus-mounting fuse bases for busbar system mounting

Overview

- Assembly kits for individual and project-related assembly, comprising: front cover for unequipped panels including supports, busbar supports for bus-mounting fuse bases, screws and mounting accessories
- Assembly kit dimensions (in mm):
height: 300, 450
width: 250
panel-size grid dimensions
H x W: 150 x 250



- The front cover for unequipped panels is sealable as a standard and facilitates a fast and reliable fixation to the supports thanks to its quick-acting locking technique

Note:

For mounting the assembly kits into the unequipped distribution boards, 2 longitudinal stays per assembly kit are required. These longitudinal stays must be ordered separately (see page 4/9).

The Cu busbar must be ordered separately (see page 4/21).

Selection and ordering data

Assembly kits (external dimensions)			Order No.	Price	PS*/P. unit
Height	Width				
mm	mm				Items
3-pole, busbar center-to-center clearance of 60 mm					
300	250		7 x NEOZED D02	8GK4 801-2KK12	1
450	250		7 X NEOZED D02	8GK4 801-3KK12	1

For accessories, please refer to page 4/19 ff.








ALPHA 630 - DIN Floor-Mounted Distribution Boards

Accessories

Unequipped distribution boards

4

Selection and ordering data

Cabinet (external dimensions)		Depth	Order No.	Price	PS*/ P. unit
Height mm	Width mm	mm	PG 039	1 item	Items
Transparent doors (Giugiaro design)					
Degree of protection IP43, color RAL 7035 (light gray) ¹⁾ The standard-delivery sheet-steel doors can be replaced by these doors. For cabinets with a width of 800 mm or more, the transparent doors will be delivered as a double door.					
	1850	300	8GK9 503-0KK10		1
		550	8GK9 503-0KK20		1
		800	8GK9 503-0KK30		1
		1050	8GK9 503-0KK40		1
		1300	8GK9 503-0KK50		1
					
Flanges					
for fast and proper wiring					
<u>1-component flange</u> (degree of protection: IP55) for incoming-side cable entry, comprising 11 possible knockouts, max. Ø of 50.5 mm, made of plastic					
			8GK9 100-0KK00		1
<u>2-component flange</u> (degree of protection: IP55) for outgoing-side cable entry, comprising 44 possible knockouts, consisting of two elastic components					
<u>Flange plate</u> (sheet steel) for metric screw connections Degree of protection IP43					
			8GK9 100-0KK02		1 set
Degree of protection IP55					
Bases ²⁾					
	100	300	8GK9 901-0KK12		1
		550	8GK9 901-0KK22		1
		800	8GK9 901-0KK32		1
		1050	8GK9 901-0KK42		1
		1300	8GK9 901-0KK52		1
		300	8GK9 901-0KK13		1
		550	8GK9 901-0KK23		1
		800	8GK9 901-0KK33		1
		1050	8GK9 901-0KK43		1
		1300	8GK9 901-0KK53		1
		300	8GK9 901-0KK14		1
		550	8GK9 901-0KK24		1
		800	8GK9 901-0KK34		1
		1050	8GK9 901-0KK44		1
		1300	8GK9 901-0KK54		1

1) Further degrees of protection and colors are available upon request.

2) Further base heights, e.g. 30 mm, are available on request.







* You can order this quantity or a multiple thereof.

ALPHA 630 - DIN Floor-Mounted Distribution Boards

Accessories

Unequipped distribution boards

Selection and ordering data

	Width	Order No.	Price	PS*/ P. unit	
	mm	PG 039	1 item	Items	
Locking systems					
  	Rotary handle recessable, with pushbutton technique	8GK9 561-0KK01		1	
	Lock insert for installation of profile semicylinders	8GK9 561-0KK02		1	
	Profile semicylinder, 40 mm with E012 lock including an insert for the rotary handle, only to be used together with the lock insert (which must be ordered separately)	8GK9 561-0KK00		1	
	Cable clamping rails for strain relief C profile 30 mm x 15 mm	250 500 750 1000 1250	8GK9 911-0KK10 8GK9 911-0KK20 8GK9 911-0KK30 8GK9 911-0KK40 8GK9 911-0KK50	1 1 1 1 1	
	Circuit diagram pockets				
	DIN A 3, made of sheet steel, depth 10 mm		8GK9 910-0KK22		1
	DIN A 4, transparent sleeve		8GK9 910-0KK23		1
	 	Siemens nameplate made of aluminum, self-adhesive, color: petrol	PG 042 8GD9 084		1








ALPHA 630 - DIN Floor-Mounted Distribution Boards

Accessories

Assembly kits

4

Selection and ordering data

	Height	Length	Order No.	Price	PS*/ P. unit
	mm	mm	PG 039	1 item	Items
 <p>Busbar supports with matching support plate 5-pole, for direct mounting on longitudinal stays</p> <p>Busbar center-to-center clearance of 40 mm for Cu busbars of 12 x 5 (10) mm and for mounting 3NP fuse switch disconnectors</p>	300		8GK9 651-0KK00		1
 <p>Busbar center-to-center clearance of 60 mm for Cu busbars of 12 x 5 (10) mm 20 x 5 (10) mm, 30 x 5 (10) mm</p>	450		8GK9 671-0KK00		1
 <p>3-pole Busbar center-to-center clearance of 60 mm for Cu busbars of 12 x 5 (10) mm 20 x 5 (10) mm, 30 x 5 (10) mm for 3NP fuse switch disconnectors</p>	300		8GK9 711-0KK00		1
	300		8GK9 711-0KK01		1
Cu busbars					
Cu cross-section of 12 x 5 mm, 250 A		250	8GK9 731-0KK10		1
		500	8GK9 731-0KK20		1
		750	8GK9 731-0KK30		1
		1000	8GK9 731-0KK40		1
		1250	8GK9 731-0KK50		1
Cu cross-section of 20 x 5 mm, 320 A		250	8GK9 733-0KK10		1
		500	8GK9 733-0KK20		1
		750	8GK9 733-0KK30		1
		1000	8GK9 733-0KK40		1
		1250	8GK9 733-0KK50		1
Cu cross-section of 30 x 5 mm, 450 A		250	8GK9 735-0KK10		1
		500	8GK9 735-0KK20		1
		750	8GK9 735-0KK30		1
		1000	8GK9 735-0KK40		1
		1250	8GK9 735-0KK50		1
Cu cross-section of 30 x 10 mm, 630 A		250	8GK9 736-0KK10		1
		500	8GK9 736-0KK20		1
		750	8GK9 736-0KK30		1
		1000	8GK9 736-0KK40		1
		1250	8GK9 736-0KK50		1
 <p>Supports for front covers for unequipped panels long design, made of plastic (1 set = 4 items)</p>			8GK9 910-0KK30		1 set
 <p>N/PE bar for mounting on longitudinal stays, with 2 x 29 clamping points, 16 mm², length of 250 mm</p>			8GK9 910-0KK10		1
 <p>N/PE bar as plug-in terminal </p> <p>each with 6 screw connectors from 2.5 to 16 mm² and 21 plug-type connectors from 1.5 to 4 mm² for mounting on longitudinal stays inclined at 30 degrees</p>			8GK9 910-0KK11		1
<p>with 6 screw connectors from 2.5 to 16 mm² and 21 plug-type connectors from 1.5 to 4 mm² for the PE bar, and an N-N bar each with 2 screw connectors from 2.5 to 16 mm² and each with 10 plug-type connectors from 1.5 to 4 mm² for mounting on longitudinal stays inclined at 30 degrees</p>			8GK9 910-0KK12		1

* You can order this quantity or a multiple thereof.






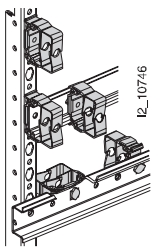

Siemens ET A1 · 2005

4/21

ALPHA 630 - DIN Floor-Mounted Distribution Boards Accessories

Assembly kits

Selection and ordering data

	Height	Width	Order No.	Price	PS*/ P. unit	
	mm	mm	PG 039	1 item	Items	
Terminal blocks for circular conductors						
	Conductor cross-section in mm ²		PG 103			
	Busbar thickness of 5 mm	1.5 ... 16	8US19 21-2AA00		100	
		1.5 ... 35	8US19 21-2AB00		50	
		16 ... 70	8US19 21-2AD00		50	
		16 ... 120	8US19 21-2AC00		50	
	Busbar thickness of 10 mm	1.5 ... 16	8US19 21-2BA00		100	
		1.5 ... 35	8US19 21-2BB00		50	
		16 ... 70	8US19 21-2BD00		50	
		16 ... 120	8US19 21-2BC00		50	
Replacement door hinges						
	for wall-/floor-mounted distribution boards (1 set = 2 items)		PG 038			
			8GK9 920-0KK24		1 set	
Partitions						
	vertical	300	8GK9 301-2KK01		1	
		450	8GK9 301-3KK01		1	
	horizontal		250	8GK9 103-0KK10		1
			500	8GK9 103-0KK20	1	
			750	8GK9 103-0KK30	1	
Cabinet-high mounting plates						
	with fixing screws, made of sendzimir-galvanized sheet steel, for mounting on longitudinal stays, no covers possible	1800	250	8GK9 533-0KK10	1	
				500	8GK9 533-0KK20	1
				750	8GK9 533-0KK30	1
				1000	8GK9 533-0KK40	1
				1250	8GK9 533-0KK50	1
Blanking strip color RAL 7035 (light gray)						
	for 12 MW (1 MW = 18 mm)		8GK9 910-0KK00		1	
	Length 1 m without pressure-relief joint to cut to length		8GK9 910-0KK01		1	
Connecting kit, IP43/IP55						
	for side-by-side mounting of cabinets Screws, washers, nuts and 10 m sealing strip roll		8GK9 920-0KK31		1	
Cable holder						
	for standard mounting rail (1 set = 10 items)		8GK9 910-1KK80		1 set	
Spare key						
	for double-bit locking mechanism		PG 042			
			8GD9 290		1	

* You can order this quantity or a multiple thereof.

ALPHA 630 - DIN Floor-Mounted Distribution Boards

Ordering Large Quantities of Accessories

Front covers

Overview

- Front covers, closed, in large ordering quantities (Big Pack)

- Front panel dimensions (mm)
height: 75, 150, 300, 450, 600
width: 250, 500, 750

Selection and ordering data

Front covers (external dimensions)		Order No.	Price	PS*/ P. unit
Height mm	Width mm	PG 039	10 items	Items
closed				
75	250	8GK9 601-0KK10		1 set
150	250	8GK9 601-1KK10		1 set
	500	8GK9 601-1KK20		1 set
	750	8GK9 601-1KK30		1 set
300	250	8GK9 601-2KK10		1 set
	500	8GK9 601-2KK20		1 set
	750	8GK9 601-2KK30		1 set
450	250	8GK9 601-3KK10		1 set
	500	8GK9 601-3KK20		1 set
	750	8GK9 601-3KK30		1 set
600	250	8GK9 601-4KK10		1 set
	500	8GK9 601-4KK20		1 set
	750	8GK9 601-4KK30		1 set

4

* You can order this quantity or a multiple thereof.

Siemens ET A1 · 2005

4/23

ALPHA 630 - DIN Floor-Mounted Distribution Boards

Ordering Large Quantities of Accessories













Front covers

Overview

- Front covers, with cutout, in large quantities (Big Pack)

- Front panel dimensions (mm)
height: 150, 300, 450, 600
width: 250, 500, 750
tier spacing: 125, 150

Selection and ordering data

Front covers (external dimensions)		Rows/MW	Tier spacing 125 mm			Tier spacing 150 mm		
Height mm	Width mm		Order No. PG 039	Price 10 items	PS*/P.unit Sets	Order No. PG 039	Price 10 items	PS*/P. unit Items
with cut-out section 150	250		1/12	–		8GK9 601-1KK11		1 set
	500		1/24	–		8GK9 601-1KK21		1 set
	750		1/36	–		8GK9 601-1KK31		1 set
300	250		2/24	8GK9 601-2KK12	1 set	8GK9 601-2KK11		1 set
	500		2/48	8GK9 601-2KK22	1 set	8GK9 601-2KK21		1 set
	750		2/72	–		8GK9 601-2KK31		1 set
450	250		3/36	8GK9 601-3KK12	1 set	8GK9 601-3KK11		1 set
	500		3/72	8GK9 601-3KK22	1 set	8GK9 601-3KK21		1 set
	750		3/108	–		8GK9 601-3KK31		1 set
600	250		4/48	8GK9 601-4KK12	1 set	8GK9 601-4KK11		1 set
	500		4/96	8GK9 601-4KK22	1 set	8GK9 601-4KK21		1 set
	750		4/144	–		8GK9 601-4KK31		1 set








ALPHA 630 - DIN Floor-Mounted Distribution Boards

Ordering Large Quantities of Accessories

Assembly kits

4

Selection and ordering data

	Width	Order No.	Price	PS*/ P. unit
	mm	PG 039		Items
	Supports for front covers for unequipped panels			
	Material: plastic			
	long version	8GK9 910-0KK31		1 set
	short version	8GK9 910-0KK24		1 set
	Support for heavy weights NEW			
	Material: metal/plastic (1 set = 100 items)		8GK9 910-0KK25	1 set
	Standard mounting rail 15 mm			
	250	8GK9 910-1KK10		1 set
	500	8GK9 910-1KK20		1 set
	750	8GK9 910-1KK30		1 set
	1000	8GK9 910-1KK40		1 set
	1250	8GK9 910-1KK50		1 set
	Extra-deep bracket			
	for recessed installation of standard mounting rails (1 set = 2 items)		8GK9 910-0KK34	1 set
	Standard mounting rail holder NEW			
	for 15 mm standard rail and supports, long model comprising 1 left and 1 right holder for 1 standard mounting rail (1 set = 10 items)		8GK9 910-1KK81	1 set
	for 2 standard mounting rails (1 set = 20 items)		8GK9 910-1KK83	1 set
	for 3 standard mounting rails (1 set = 20 items)		8GK9 910-1KK84	1 set
	for 4 standard mounting rails (1 set = 20 items)		8GK9 910-1KK85	1 set
	Quick-lock screws NEW			
	Material: plastic, color: RAL 7035 (1 set = 20 items)		8GK9 910-0KK26	1 set
	Assembly tool NEW			
	for supports, short and long model, with ergonomic handle		8GK9 910-0KK27	1

* You can order this quantity or a multiple thereof.

Siemens ET A1 · 2005

4/25

ALPHA 630 - DIN Floor-Mounted Distribution Boards Accessories

Assembly center



Overview

- Assembly center for easy equipping of the control cabinets, comprising: base, on rollers, with fast height adjustment and swiveling top-mounted frame, for control cabinet panels up to 20 kg or 75 kg with pneumatic springs

Benefits

- Flexible height adjustment
- Weight compensation, i.e. the workpiece becomes as light as a feather
- Swiveling top-mounted frame (from 0° horizontal to 90° vertical)
- Safe thanks to multiple-disk brakes, steel springs and retention hooks
- Equipped with rollers (including 2 with parking brakes) for mobility
- Higher carrying capacity thanks to pneumatic springs
- Fine adjustment by tension spring



Selection and ordering data

	Width	Order No.	Price	PS*/ P. unit
	mm	PG 039	1 item	Items
Assembly center	1130	8GK9 998-0KK50		1