

Characteristics

C_N	Δ	3x 265 μ F \pm 5 %	
U_N		AC 400 V	
f_N		50 Hz	60 Hz
Q_N		40 kvar	48 kvar
I_N		3x 58 A	70 A
$\tan \delta_0$		0,2 W/kvar (dielectric)	

Maximum ratings

U_{max}	AC 440 V, 8 h daily
	AC 520 V, 1 min
$I_{r(40)}$	3x 95 A ($\Theta_A = 40^\circ\text{C}$, U_N)
I_s	18 kA
$(du/dt)_{max}$	16 V/ μ s
$(du/dt)_s$	40 V/ μ s

Test data

U_{TT}	AC 900 V, 10 s
U_{TC}	AC 3000 V, 10 s
$\tan \delta$ (50 Hz)	\leq 0,4 W/kvar (total)

Climatic category -40/D

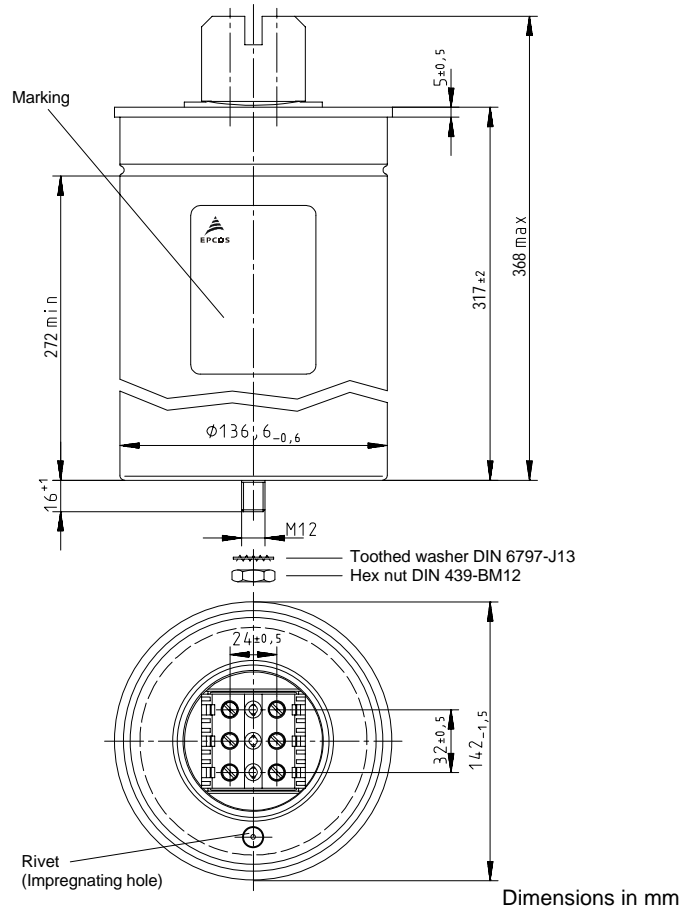
Θ_{min}	-40 °C
Θ_{max}	+55 °C
Humidity	Max. relative Humidity \leq 95 %
Θ_{stg}	-55 bis +70 °C

Life expectancy

t_{LD}	100 000 h
----------	-----------

Remarks

Natural cooling



Design data

Dimensions ϕ x l	142 x 317 mm (5,59 x 12,48 in)
Approx. weight	4,4 kg (9,7 lb)
Impregnation	Gas
Fixing	Threaded bolt M12
Mounting hole	14 mm (0,55 in)
Max. torque	10 Nm
Terminals	Isolated terminal, IP20
Max. torque	2,5 Nm
Terminal cross section	35 mm ² (2 AWG)
Creepage distance	15 mm (0,59 in)
Clearance	12 mm (0,47 in)
Overpressure disconnecter	
Upright mounting position	

Characteristics

C_N	Δ	3x 274 μ F \pm 5 %	
U_N		AC 440 V	
f_N		50 Hz	60 Hz *)
Q_N		50 kvar	60 kvar*)
I_N		3x 66 A	79 A *)

$\tan \delta_0$ 0,2 W/kvar (dielectric)

*) Temperature class deviation -40/B max. 45°C

Maximum ratings

U_{max}	AC 480 V, 8 h daily
	AC 570 V, 1 min
$I_{r(40)}$	3x 90 A ($\Theta_A = 40^\circ\text{C}$, U_N)
I_s	18 kA
$(du/dt)_{max}$	15 V/ μ s
$(du/dt)_s$	38 V/ μ s

Test data

U_{TT}	AC 950 V, 10 s
U_{TC}	AC 3000 V, 10 s

$\tan \delta$ (50 Hz) \leq 0,4 W/kvar (total)

Climatic category -40/D

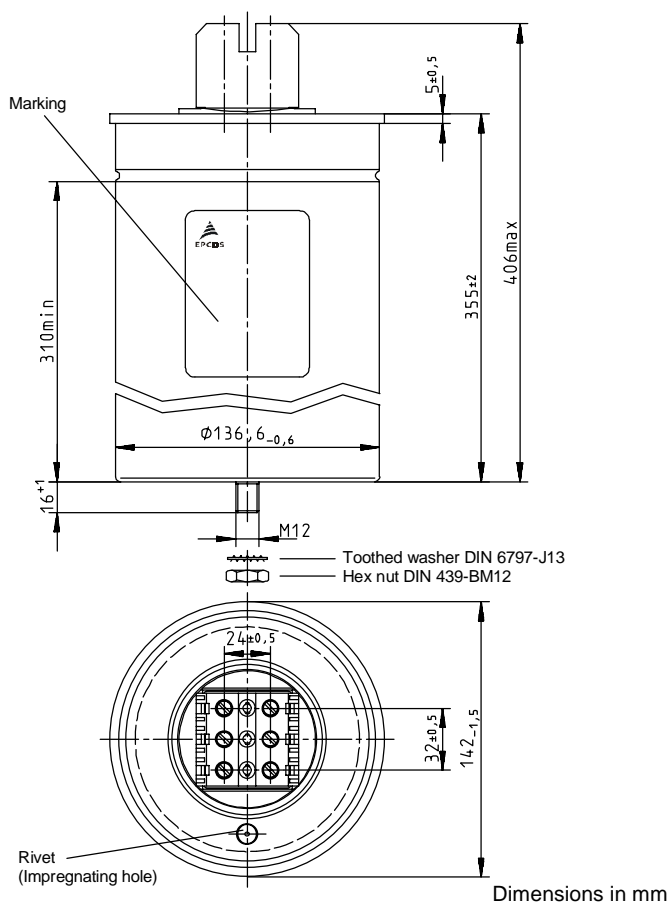
Θ_{min}	-40 °C
Θ_{max}	+55 °C
Humidity	Max. relative Humidity \leq 95 %
Θ_{stg}	-55 bis +70 °C

Life expectancy

t_{LD}	100 000 h
----------	-----------

Remarks

Natural cooling



Design data

Dimensions Φ x l	142 x 355 mm (5,59 x 13,98 in)
Approx. weight	4,7 kg (10,4 lb)
Impregnation	Gas
Fixing	Threaded bolt M12
Mounting hole	14 mm (0,55 in)
Max. torque	10 Nm
Terminals	Isolated terminal, IP20
Max. torque	2,5 Nm
Terminal cross section	35 mm ² (2 AWG)
Creepage distance	15 mm (0,59 in)
Clearance	12 mm (0,47 in)
Overpressure disconnecter	
Upright mounting position	

Characteristics

C_N	Δ	3x 332 μ F \pm 5 %	
U_N		AC 400 V	
f_N		50 Hz	60 Hz *)
Q_N		50 kvar	60 kvar*)
I_N		3x 72 A	86 A *)

$\tan \delta_0$ 0,2 W/kvar (dielectric)

*) Temperature class deviation -40/B max. 45°C

Maximum ratings

U_{max}	AC 440 V, 8 h daily
	AC 520 V, 1 min
$I_{r(40)}$	3x 90 A ($\Theta_A = 40^\circ\text{C}$, U_N)
I_s	20 kA
$(du/dt)_{max}$	14 V/ μ s
$(du/dt)_s$	35 V/ μ s

Test data

U_{TT}	AC 900 V, 10 s
U_{TC}	AC 3000 V, 10 s

$\tan \delta$ (50 Hz) \leq 0,4 W/kvar (total)

Climatic category -40/D

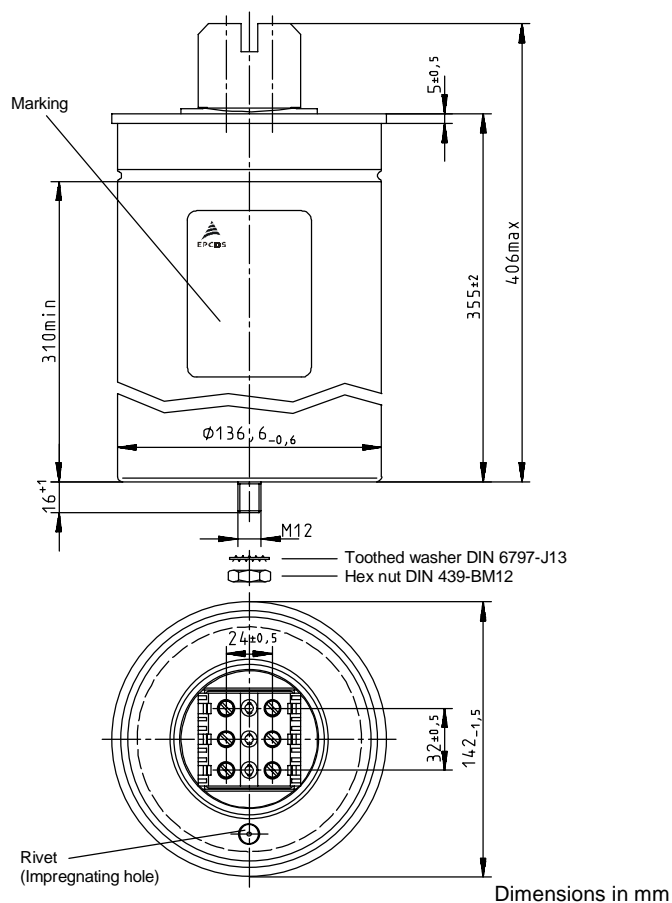
Θ_{min}	-40 °C
Θ_{max}	+55 °C
Humidity	Max. relative Humidity \leq 95 %
Θ_{stg}	-55 bis +70 °C

Life expectancy

t_{LD}	100 000 h
----------	-----------

Remarks

Natural cooling



Design data

Dimensions ϕ x l	142 x 355 mm (5,59 x 13,98 in)
Approx. weight	4,7 kg (10,4 lb)
Impregnation	Gas
Fixing	Threaded bolt M12
Mounting hole	14 mm (0,55 in)
Max. torque	10 Nm
Terminals	Isolated terminal, IP20
Max. torque	2,5 Nm
Terminal cross section	35 mm ² (2 AWG)
Creepage distance	15 mm (0,59 in)
Clearance	12 mm (0,47 in)
Overpressure disconnecter	
Upright mounting position	

Characteristics

C_N	Δ	3x 219 μ F \pm 5 %	
U_N		AC 440 V	
f_N		50 Hz	60 Hz
Q_N		40 kvar	48 kvar
I_N		3x 52 A	62 A
$\tan \delta_0$		0,2 W/kvar (dielectric)	

Maximum ratings

U_{max}	AC 480 V, 8 h daily
	AC 570 V, 1 min
$I_{r(40)}$	3x 95 A ($\Theta_A = 40^\circ\text{C}$, U_N)
I_s	17 kA
$(du/dt)_{max}$	18 V/ μ s
$(du/dt)_s$	45 V/ μ s

Test data

U_{TT}	AC 950 V, 10 s
U_{TC}	AC 3000 V, 10 s
$\tan \delta$ (50 Hz)	$\leq 0,4$ W/kvar (total)

Climatic category -40/D

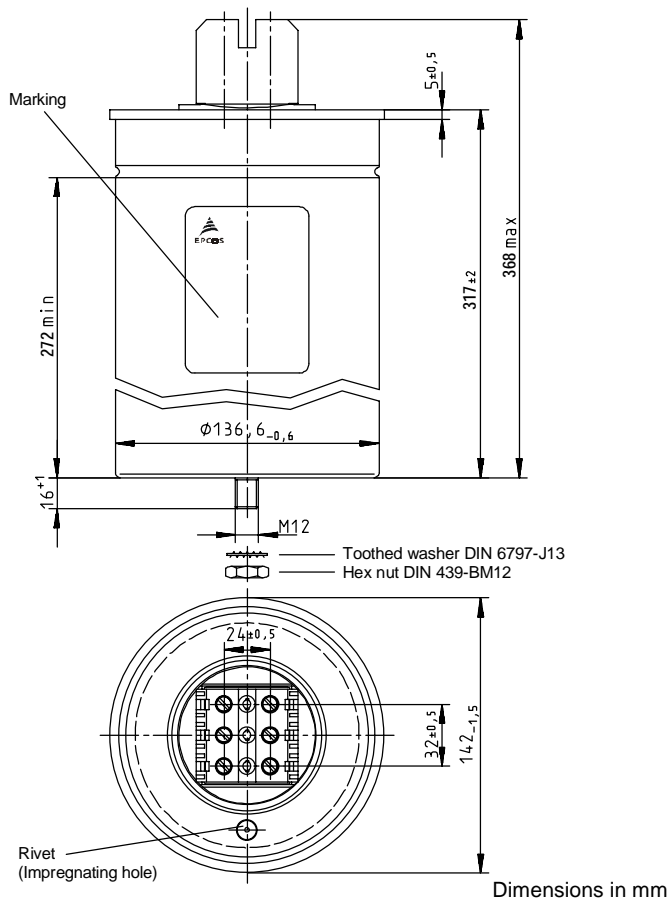
Θ_{min}	-40 °C
Θ_{max}	+55 °C
Humidity	Max. relative Humidity \leq 95 %
Θ_{stg}	-55 bis +70 °C

Life expectancy

t_{LD}	100 000 h
----------	-----------

Remarks

Natural cooling



Design data

Dimensions ϕ x l	142 x 317 mm (5,59 x 12,48 in)
Approx. weight	4,4 kg (9,7 lb)
Impregnation	Gas
Fixing	Threaded bolt M12
Mounting hole	14 mm (0,55 in)
Max. torque	10 Nm
Terminals	Isolated terminal, IP20
Max. torque	2,5 Nm
Terminal cross section	35 mm ² (2 AWG)
Creepage distance	15 mm (0,59 in)
Clearance	12 mm (0,47 in)
Overpressure disconnecter	
Upright mounting position	

Characteristics

C_N	Δ	3x 154 μ F \pm 5 %	
U_N		AC 525 V	
f_N		50 Hz	60 Hz
Q_N		40 kvar	48 kvar
I_N		3x 44 A	53 A
$\tan \delta_0$		0,2 W/kvar (dielectric)	

Maximum ratings

U_{max}	AC 580 V, 8 h daily
	AC 680 V, 1 min
$I_{r(40)}$	3x 85 A ($\Theta_A = 40^\circ\text{C}$, U_N)
I_s	13 kA
$(du/dt)_{max}$	20 V/ μ s
$(du/dt)_s$	50 V/ μ s

Test data

U_{TT}	AC 1150 V, 10 s
U_{TC}	AC 3000 V, 10 s
$\tan \delta$ (50 Hz)	$\leq 0,3$ W/kvar (total)

Climatic category -40/D

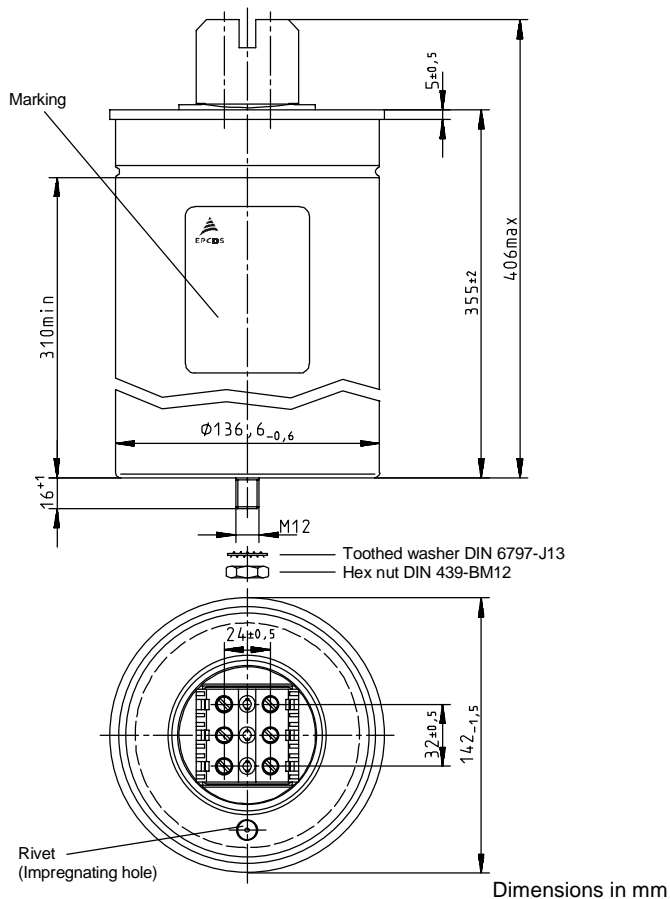
Θ_{min}	-40 °C
Θ_{max}	+55 °C
Humidity	Max. relative Humidity \leq 95 %
Θ_{stg}	-55 bis +70 °C

Life expectancy

t_{LD}	100 000 h
----------	-----------

Remarks

Natural cooling



Design data

Dimensions ϕ x l	142 x 355 mm (5,59 x 13,98 in)
Approx. weight	4,7 kg (10,4 lb)
Impregnation	Gas
Fixing	Threaded bolt M12
Mounting hole	14 mm (0,55 in)
Max. torque	10 Nm
Terminals	Isolated terminal, IP20
Max. torque	2,5 Nm
Terminal cross section	35 mm ² (2 AWG)
Creepage distance	15 mm (0,59 in)
Clearance	12 mm (0,47 in)
Overpressure disconnecter	
Upright mounting position	